

TOWN *of* CLAREMONT

ANNUAL REPORT 2021/2022

Creating great places to connect





ACKNOWLEDGEMENT OF PEOPLE AND COUNTRY

The Town of Claremont acknowledges the Traditional Custodians of the land and waterways of the Claremont and Swanbourne area. We respect the significance of their connection to the sacred sites, the Derbal Yerrigan and Galbamaanup wetland. We honour the ancestors of our community Elders who survived and cared for this Country.

Contents

Welcome to the 2021/2022 Annual Report	4
Mayor's message	7
Chief Executive Officer's message	9
Our vision and mission	10
About the town	12
Strategic Community Plan	14
A snapshot of financial performance	16
Your Council	18
Our organisation	24
Our achievements	31
Aspirational outcome — Leadership and governance	32
Aspirational outcome — Liveability	60
Aspirational outcome — People	68
Aspirational outcome — Environmental sustainability	85
Aspirational outcome — Local prosperity	92
Financials	105

Welcome to the 2021/2022 Annual Report


CREATING GREAT PLACES TO CONNECT

The Annual Report is the Town's most comprehensive report to the community, describing how the Town has met its annual objectives. The central objective of the Annual Report is to inform the Claremont community and stakeholders of the Town's performance during the financial year.

The Town's performance is measured against the Strategic Community Plan – **Claremont Ahead 2021-2031**.

The Town's Corporate Business Plan 2017-2021 underpins the Strategic Community Plan and guides the activities during the financial year. This year, the theme is 'creating great places to connect', which reflects Council's commitment to deliver two new major community facilities, maintain focus on asset preservation and offering opportunities for the community to connect through social, cultural and leisure pursuits.

This Annual Report has been produced in accordance with the *Local Government Act 1995*.







Mayor's message

“



The focus for 2021/2022 was 'creating great places to connect', and Council allocated approximately \$6.9 million to maintain parks, roads and footpaths.

On behalf of my fellow Elected Members, I am extremely pleased to present the 2021-2022 Annual Report.

In this, my twentieth year as an elected member, it gives me tremendous joy to continue to be part of the transformation and growth of the Town, where we have worked together to improve our environment, our community, our local economy, and our liveability.

The focus for 2021/2022 was 'creating great places to connect', and Council allocated approximately \$6.9 million to maintain parks, roads and footpaths. Council was also very cognisant of the fact that many people had financially suffered due to COVID-19, and any increase needed to consider that fact. The Town therefore implemented a modest 0.5% rates increase, significantly lower than CPI at 1.5%, whilst maintaining and developing community assets.

Significant capital works were completed including the redevelopment of Claremont Museum and the McKenzie Pavilion.

I am very proud of this achievement and to be able to continue to deliver the strategies outlined in the Town's Strategic Community Plan and the same excellent services and facilities our ratepayers are used to.

The biennial local government elections held in October 2021 welcomed two new councillors, Ryan Brown and Shelley Hatton. We thanked and farewelled two outgoing Elected Members, Bruce Haynes and Peter Brown.

We are a collegiate and prudent council, considerate of providing facilities and services for our growing community while ensuring every dollar counts. This was especially important when developing our 2022/2023 budget in March this year, knowing the escalating cost of living and associated pressures it will put on our ratepayers, combined with increasing external costs for the Town to service our assets.

A handwritten signature in blue ink that reads "Jock Barker".

Jock Barker

Mayor



Chief Executive Officer's message

Our theme 'creating great places to connect' for 2021/2022 was realised with the completion and official opening of McKenzie Pavilion, the Freshwater Gallery at Mrs Herbert's Park, and upgrades to the Aquatic Centre. These new and enhanced community facilities add to the Town's existing amenities that support community connection, health, and well-being.

During the year, several integral strategic documents were created including the review and update of 'Claremont Ahead', the Town's 10-year Strategic Community Plan (SCP). Consistent engagement and consultation with the community allowed the Town to confidently review and revise the SCP in line with community aspirations.

The Claremont Town Centre is a key economic driver and social activator in our community that requires detailed guidance on the design, planning, assessment, and implementation of future development for its continued success. As such the Town completed its first draft Precinct Structure Plan in this financial period which has since been submitted for approval by the West Australian Planning Commission.

This was the first year of the Night-time Activation Grants, a Council driven initiative to support and encourage the development of a night-time economy. These grants successfully supported 21 various events ranging from fashion parades, art workshops, evening yoga and a pop-up bar, and brought vibrancy and visitors to the commercial precinct. The Town's inaugural Neon Night Trail complemented these activations, transforming the town centre into a luminous wonderland with light-based activities attracting over 2000 people.

Support for local community groups continued through the annual Community Funding Program which assisted a number of entities including the Showgrounds Community Men's Shed, the Claremont Football Club, Lion's Cancer Institute, Friends

of Lake Claremont, and Parkrun. These community generated events added to the Town's existing (although restricted by COVID-19) calendar including Carols in the Park, A Night on Bay View, and Celebrate Lake Claremont.

Keeping the community informed and engaged was achieved through the process of Council Meetings and annual publications such as the budget and Annual Report. In addition, the Town produced the quarterly community magazine 'Flourish', with a focus on the amazing achievements of the community.

Feedback in the previous year revealed support for community safety initiatives, and in this financial year Council supported the installation and improvement of the Town's CCTV infrastructure, which will continue into 2022/2023. Community Safety Officer patrols were also increased to weekend and late evenings, boosting the number of 'eyes on the street', monitoring the movement and safety of the Town.

The Town continued to build the capability of its biggest resource, our staff, through training and development opportunities ranging from operating chainsaws, working with chemicals, effective people management and supporting homelessness. Adjusting to a workplace emerging from COVID-19, a specific Health & Wellbeing Program was also created and implemented that helped to retain talent and engage our employees.

Finally, I would like to take this opportunity to thank the staff and Elected Members for the continuing contribution and commitment they make to the betterment of the Claremont community.



Elizabeth Ledger

Chief Executive Officer

Our vision and mission

OUR VISION

**The Town is a progressive,
respectful, sustainable
local government
supporting a connected,
flourishing community.**

OUR MISSION

**We exist to deliver quality
services for Claremont
today and to build the
foundation for the future.**



About the town

The Town of Claremont is the local government authority for the beautiful, leafy, riverside suburbs of Claremont and parts of Swanbourne. Established in 1898, the Town is situated just 9km from the Perth CBD and is the hub of the western suburbs of Perth. The Town is located on the land of the Whadjuk Noongar people and covers an area of almost 5km².

Claremont is a vibrant and thriving community that is home to more than 11,200 people, with an estimated growth to 14,600 people over the next 20 years.

The Town is abundant with natural beauty, highlighted by the Lake Claremont Conservation Category Wetland and surrounding bushland, the stunning foreshore of Freshwater Bay, numerous parks and recreational facilities, as well as the tree-lined suburban streets that are distinctly Claremont.

The Claremont Town Centre is a harmonious blend of heritage and modern architecture with a pedestrian friendly high street. It is recognised as a premier retail, commercial and entertainment precinct that attracts visitors from all over Perth. Claremont Quarter Shopping Centre and surrounding streets host a range of shopping and dining options, from boutique stores and restaurants to cafés, fresh produce, and a variety of other small businesses.

A range of sustainable transport options are located within the Town, including the Claremont and Swanbourne Railway Stations, numerous bus routes, bike paths and walking tracks.

The Town is also home to several public and private schools, hospitals, and community facilities.

The Town's median age is 43 with a higher proportion of people holding formal qualifications (46.1%) compared to Greater Perth (19.6%). This is reflected in the higher than average number of professionals and a higher than average weekly income.

The top three professions are in health care and social assistance, professional scientific and technical services, and education and training.

The number of people identifying with requiring assistance in their day to day lives in 2021 was 547.

The household and family structure differs slightly from Greater Perth with around 26% of households being couples with children compared with 31.6% for Greater Perth. Other household types are on par with the rest of Perth with 24% being couples without children and approximately 30% living alone.



ALFRED ROAD

GUGERI STREET

SHENTON ROAD

STIRLING HIGHWAY

STIRLING ROAD

BAY VIEW TERRACE


Strategic Community Plan

STRATEGIC COMMUNITY PLAN

The Town's Strategic Community Plan 'Claremont Ahead 2031' provides direction for other plans within its five key goal areas.

- Leadership and governance
- Liveability
- People
- Environmental sustainability
- Local prosperity

The development of this strategic plan is through extensive community and stakeholder consultation and reviewed regularly to ensure its relevance.



CORPORATE BUSINESS PLAN

The Corporate Business Plan (CBP) translates the Town's long-term aspirations into a four-year program of projects, services and programs. The CBP includes strategic priorities that align to the Strategic Community Plan and the resource requirements to achieve these priorities.

The annual review of the CBP provides an opportunity for the Town to reassess forecast time-frames in accordance with resourcing strategies to ensure the sustainable delivery of projects.



Five key goal areas

Leadership and governance

ASPIRATIONAL OUTCOME

We are an open and accountable local government;
a leader in community service standards.

Liveability

ASPIRATIONAL OUTCOME

We are an accessible community with well maintained and managed assets.
Our heritage is preserved for the enjoyment of the community.

People

ASPIRATIONAL OUTCOME

We live in an accessible and safe community that welcomes diversity,
enjoys being active and has a strong sense of belonging.

Environmental sustainability

ASPIRATIONAL OUTCOME

We are a leader in responsibly managing the built and natural environment for the enjoyment
of the community and continue to demonstrate diligent environmental practices.

Local prosperity

ASPIRATIONAL OUTCOME

Our businesses are thriving and integrated into the life of the Claremont community,
and the town centre is known as a premier destination.

A snapshot of financial performance

21/22 OPERATING REVENUE

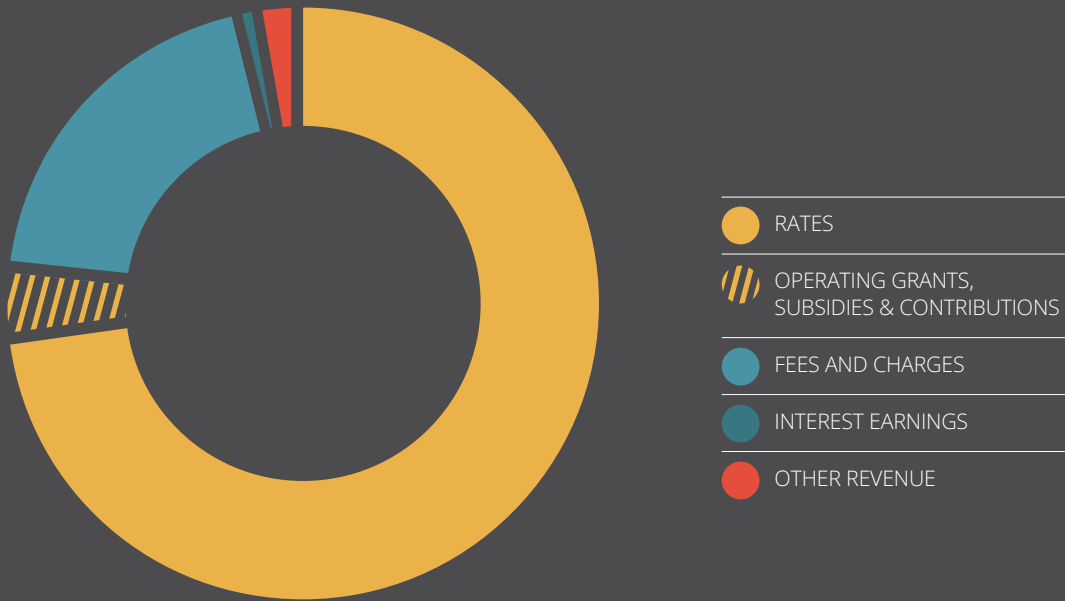
Rates	\$15,041,910
Operating grants, subsidies & contributions	\$793,847
Fees and charges	\$4,057,792
Interest earnings	\$228,757
Other revenue	\$519,686
	\$20,641,992

21/22 OPERATING EXPENSES

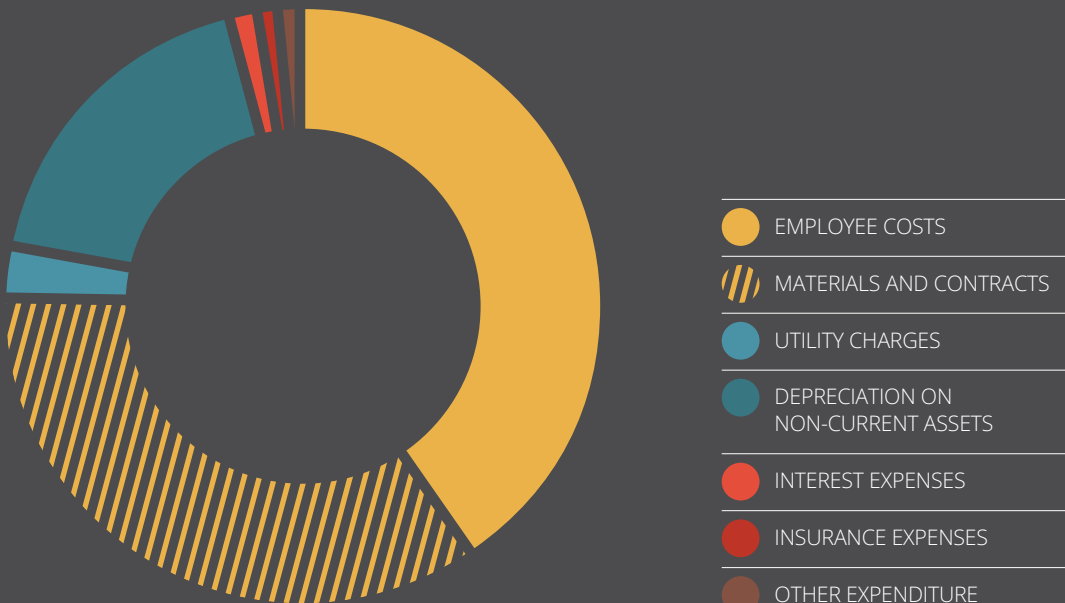
Employee costs	\$7,886,359
Materials and contracts	\$6,739,291
Utility charges	\$545,621
Depreciation on non-current assets	\$3,436,940
Interest expenses	\$373,044
Insurance expenses	\$243,119
Other expenditure	\$282,002
	\$19,506,376



21/22 OPERATING REVENUE



21/22 OPERATING EXPENSES



Your Council

The Council of the Town of Claremont consists of ten Elected Members; one Mayor and nine Council Members. The Town has three wards (East, West and South) with each ward represented by three Council Members.

Council is the policy and decision-making body for the Town of Claremont and meets monthly on a Tuesday evening at 7.00pm. The Chief Executive Officer and the directors of the Town also attend Council meetings.

Members of the public and press are welcome to attend Council meetings and may ask questions during public question time. Minutes of Council meetings are available to the public and are published on the Town of Claremont website.







JOCK BARKER
Mayor

Mobile: 0408 984 471

Email: mayor@claremont.wa.gov.au

Background

Elected as Councillor in 2001-2009, Elected Mayor 2009. Has lived in Claremont since 1976.

Interests

The Mayor has been an elected member serving the community for over 20 years. He works closely with administration in maintaining a strong financially viable and connected community, and is committed to preserving services, facilities and events that maintain and enhance this. Personally, the Mayor has a strong interest in aviation, farming, as well as travel and keeping fit.

Committees and Memberships

The Mayor is an Honorary Affiliate Member Claremont RSL and Patron of Claremont Yacht Club. In 2021/2022 the Mayor was a member of the Town's Audit & Risk Management Committee; Claremont Town Centre Advisory Committee; Complaints Committee.

Current term

2021 – 2025



ANNETTE SUANN
Deputy Mayor

Mobile: 0410 031 245

Email: asuann@claremont.wa.gov.au

Background

Cr Suann is a proud Perthian. After living and working in London, Tokyo and Singapore, she moved back to WA in 2008 with her family and has lived in Claremont since then. Cr Suann is a mum, wife, small business owner, volunteer and board member.

Interests

Cr Suann is passionate about supporting local businesses and creating opportunities to connect communities. She believes in broad consultation and effective communication, the importance of education for sustainability and good governance, and that everyone should take an interest in their local community.

Committees and Memberships

In October 2021 Cr Suann was elected as Deputy Mayor. Cr Suann was a member of the Foreshore Advisory Committee; Claremont Museum Advisory Committee; Claremont Town Centre Advisory Committee; Complaints Committee and member of the Western Suburbs Business Association.

Current term

2019 – 2023



RYAN BROWN
Councillor

Mobile: 0438 924 968

Email: rbrown@claremont.wa.gov.au

Background

Cr Brown grew up in the Southwest but has been a local resident for 20 years. He attended UWA where he completed his master's degree in architecture. He is a registered practicing architect and is an advocate for quality design and planning.

Interests

Cr Brown is passionate about enhancing the quality of Claremont's built and natural environment, while promoting it as a liveable, accessible, and sustainable town. His goal is to maintain Claremont as a locale which is welcoming for current and future generations. As a father and member of several local clubs and committees, he is interested in providing greater access to youth services and recreation areas. Cr Brown is a keen runner, having successfully advocated for the Lake Claremont Parkrun.

Committees and Memberships

In 2021/2022 Cr Brown was a member of the Metro West Joint Development Assessment Panel.

Current term

2021 – 2023



PETER EDWARDS
Councillor

Mobile: 0438 115 440

Email: pedwards@claremont.wa.gov.au

Background

Cr Edwards grew up in Claremont and has been on Council since 2011. His father was an elected member at the Town from 1986-1989 & 1999-2006.

Interests

Cr Edwards has a young family which keeps him busy in addition to his occupation as an optometrist and his Council duties.

Current term

2019 – 2023



SARA FRANKLYN
Councillor

Mobile: 0403 003 840

Email: sfranklyn@claremont.wa.gov.au

Background

Cr Franklyn grew up in the Southwest and has lived in Perth since 1983 and Swanbourne since 1991.

Interests

Cr Franklyn has a strong interest in sporting facilities, Lake Claremont, good governance and transparency. She is keen on ensuring the Town remains connected with the community through regular communication and contact. She is a regular swimmer at Claremont Aquatic Centre and manages a charity for underprivileged children in Ethiopia.

Committees and Memberships

In 2021/2022 Cr Franklyn was a member of the Complaints Committee; Lake Claremont Advisory Committee; Western Metropolitan Regional Council; Western Subgroup — Metropolitan Regional Road Group.

Current term

2021 - 2025



JILL GOETZE
Councillor

Mobile: 0407 440 249

Email: jgoetze@claremont.wa.gov.au

Background

Elected in 2009. Cr Goetze has lived in Claremont since 1981, and four generations of her family have lived in Claremont since 1918.

Interests

Cr Goetze is passionate about retaining the village feel of Claremont and protecting the heritage character of the town. She is keen to ensure strong community connection to the town through good communication, community events, and town centre activations.

Committees and Memberships

In 2021/2022 Cr Goetze served as Deputy Mayor and was a member of the Art Selection Committee; Claremont Museum Advisory Committee; Claremont Town Centre Advisory Committee; Complaints Committee; SHINE Community Services Board; Freshwater Bay Primary School Board.

Current term

2021 – 2025



SHELLEY HATTON
Councillor

Mobile: 0408 946 295

Email: shatton@claremont.wa.gov.au

Background

Elected in 2021. Cr Hatton has lived in Claremont since 1976. She has been a member of the Physiotherapists Board of Western Australia and Chair of the Rottneet Channel Swim Association, as well as having been on numerous sporting committees and Chair of Uni Camp for Kids.

Interests

Cr Hatton is interested in all things outdoors. She is particularly interested in Lake Claremont and its surrounds and works with the Friends of Lake Claremont on various weeding and planting activities. Open spaces are another passion, as are the provision and maintenance of dog parks. She is also interested in good governance and communication with ratepayers.

Committees and Memberships

Cr Hatton is a member of the Lake Claremont Advisory Committee and the Audit and Risk Management Committee. She is a member of the Friends of Lake Claremont, West Coast Community Centre and North Cottesloe Surf Life Saving Club.

Current term

2021 – 2025



PAUL KELLY
Councillor

Mobile: 0419 666 233

Email: pkelly@claremont.wa.gov.au

Background

Lived in and been involved in the Claremont community for over 30 years. Elected to Council in 1995 and Deputy Mayor for ten years. A member of the Senior Executive Service of the Public sector for over 25 years, recently retiring from his position of Executive Director of the Economic Regulation Authority.

Interests

Cr Kelly has an interest in ensuring local government provides high quality services to the community through consultation and good governance.

Committees and Memberships

Town's Audit & Risk Management Committee and Complaints Committee, Deputy President of Western Australian Local Government Association (WALGA), Board member of the Australian Local Government Association, Chair of WALGA Central Metropolitan Zone, Director of the Local Government Insurance Board, Board Member of WALGA Local Government House Trust, WALGA Finance and Audit Committee, Chair Selection Committee and Honours Panel, WMRC Councillor, North Inner City JDAP, FAICD.

Current term

2021 – 2025



KATE MAIN
Councillor

Mobile: 0417 949 761

Email: kmain@claremont.wa.gov.au

Background

Cr Main has lived in Claremont for 16 years and been a Councillor for six. She works in marketing and has an economics degree as well as horticulture qualifications. Cr Main is a keen hockey player, gardener, and fair-weather bike rider.

Interests

Cr Main is passionate about making Claremont a liveable space by keeping the community feel and encouraging good planning and design. This includes walking, riding, roads, green space and building development.

Committees and Memberships

In 2021/2022 Cr Main was a member of the Art Selection Committee, and the Metro West Joint Development Assessment Panel.

Current term

2019 – 2023



PETER TELFORD
Councillor

Mobile: 0417 581 858

Email: ptelford@claremont.wa.gov.au

Background

Elected in 2019.

Interests

Cr Telford is a father of four young children and a local Claremont business owner. He has active connections with the community through Scotch College, Claremont Football Club, a serving membership of the Claremont RSL, a Gold Member of the Showgrounds Community Men's Shed and is a Mello House Member.

Committees and Memberships

Cr Telford is Chair of the Audit & Risk Management Committee; Chair of the Foreshore Advisory Committee; Delegate to the WALGA Central Metropolitan Zone Committee; Delegate to the Metro West Joint Development Assessment Panel; Delegate to the Town of Claremont Public Art Working Party.

Current term

2019 – 2023



Our organisation

The Town's administrative structure has been developed to support the delivery of the Town's projects and programs within the key focus areas of the Strategic Community Plan 'Claremont Ahead 2031'.

The Town has three directorates and the Chief Executive Office, each responsible for delivering outcomes as identified in the Corporate Business Plan. The directorates are managed by a member of the Executive team and have specialist areas with skilled staff to support the varied role of local government.

Our values

Respect

We are responsible for how we behave in our workplace and will show respect and courtesy to all of our customers and colleagues.

Integrity

We are open, accountable and honest.

Quality communication

We demonstrate our respect for our community and each other through timely, accurate and understandable communication.

Customer service

Every contact with a customer is important and an opportunity to demonstrate our commitment.

Excellence

Our focus is quality outcomes achieved on time and on budget.

Executive team



ELIZABETH LEDGER
Chief Executive Officer

Executive Office

- Elected Members
- Strategic Community Planning
- Media & Marketing
- Finance & Rates
- Community Engagement
- Economic Development
- Aquatic Centre
- Museum



BREE WEBSDALE
Director Governance and People

Governance & People

- Community Safety
- Information Technology
- Customer Relations
- Human Resources
- Workplace Health & Safety
- Records
- Legal
- Governance
- Insurance & Risk



MARTY SYMMONS
Director Infrastructure

Infrastructure

- Engineering
- Civil Works
- Building Works & Maintenance
- Parks
- Environment
- Asset Management



DAVID VINICOMBE
Director Planning and Development

Planning & Development

- Statutory Planning
- Building
- Compliance
- Heritage
- Community Hub & Library
- Environmental Health

Our employees

TOTAL EMPLOYEES INCLUDING CASUALS



TOTAL MANAGERS/ ELT / CEO



AVERAGE TENURE ALL STAFF

4.7
Years

AVERAGE TENURE EXCLUDING CASUAL

5.15
Years

AGE RANGE ALL STAFF

17-79
Years

AVERAGE AGE ALL STAFF

37.82
Years

AVERAGE AGE FEMALE

36.94
Years

AVERAGE AGE MALE

39.42
Years

	CEO	DIRECTOR	MANAGER	OFFICER	TOTAL
Female	1	1	8	78	88
Casual	0	0	0	39	39
Full time	1	1	5	11	18
Part time	0	0	3	28	31
Male	0	2	5	41	48
Casual	0	0	0	17	17
Full time	0	2	5	20	27
Part time	0	0	0	4	4

SALARY RANGE
\$100,000 - \$110,000

9
People

SALARY RANGE
\$150,000 - \$160,000

1
People

SALARY RANGE
\$170,000 - \$180,000

1
People

SALARY RANGE
\$180,000 - \$190,000

1
People

SALARY RANGE
\$200,000 - \$210,000

1
People



Workforce and diversity plans

The Town reviewed and updated its Workforce and Diversity Plan which outlines tangible workforce strategies and initiatives intended to make a real difference for our workforce.

In recent years, local governments have experienced many workforce challenges, and the Town of Claremont is no different. The market demand to recruit experienced and capable people is extremely competitive. In an environment of a declining labour market due to an ageing population, competitive remuneration and increasing competition for skilled staff, the Town's workforce strategies need to ensure we remain high performing and responsive to Claremont residents and ratepayers.

The Workforce and Diversity Plan 2021 to 2024 is about building a responsive, agile and productive workforce to meet the challenges and opportunities that lie ahead. Our Workforce and Diversity Plan will also be managed in the context of our budgeting and planning cycle.

In the 2021 period, the Town encouraged diversity through the broadening the recruitment process, staff development through training and acting up, and staff engagement through stronger communications, health and well-being initiatives and increased work flexibility.





Our achievements

- Reviewed and updated the Town's Strategic Community Plan, 'Claremont Ahead'
- Completion of a new community facility 'Freshwater Gallery' at Mrs Herberts Park
- Completion of a new pavilion at Cresswell Park 'McKenzie Pavilion' with female changerooms and accessible changing place
- Improvements made to the Claremont Aquatic Centre with solar panels, new café, swim shop and entrance
- Community safety patrols increased to evening and weekends, plus the Town installed new and improved CCTV around the town centre to increase eyes on the street
- Consultation on the Town's Draft Precinct Structure Plan was undertaken and the draft prepared and Council approved to send to West Australian Planning Commission
- Reopened the Claremont Museum to the public and commenced school education program
- Partnership with WASO to produce A Night on Bay View free community concert in the park
- Reviewed and completed the Disability Access and Inclusion Plan
- Installed new toilets with viewing platform and accessible path at Mrs Herberts Park
- Conducted four Citizenship ceremonies with a total of 71 conferees
- Introduced the Night-time Activation Grants which produced 21 evening events in the town centre
- Conducted the 2021 local government elections in compliance with the *Local Government Act 1995*.
- Installed a new children's playground at Claremont Park

Aspirational outcome

Leadership and governance

STRATEGIC INITIATIVES

We are an open and accountable local government, a leader in community service standards.

- I. Our stakeholders are well-informed, and we provide opportunities for community engagement
- II. Demonstrate a high level of leadership, governance, accountability, management and strategic planning
- III. Manage our finances responsibly and improve financial sustainability
- IV. Create an environment to support and develop our staff
- V. Provide the best possible customer experience throughout every interaction we have with our customers
- VI. Continually assess our performance and implement initiatives that drive continuous improvement
- VII. Develop and build partnerships that support the Town's vision





I. STRATEGIC INITIATIVE

Our stakeholders are well-informed, and we provide opportunities for community engagement

Consultation

A number of specific engagement strategies were implemented to assist with the Town's decision-making process, as outlined below.

SUMMARY OF COMMUNITY CONSULTATION		
Date	Project	Detail
April 2021	Parking conditions on Bernard Street	A survey to all residents on Bernard Street regarding parking conditions on the street. <i>Total responses 14</i>
April 2021+ March 2022	Parking conditions on Thompson Road	A survey to all residents on Thompson Road regarding parking conditions on the street. <i>Total responses 31</i>
October 2021	Parking conditions on George Avenue	A survey to all residents on George Avenue regarding parking conditions on the street. <i>Total responses 16</i>
October 2021	Parking conditions on Rob Roy Street	A survey to all residents on Rob Roy Street regarding parking conditions on the street. <i>Total responses 11</i>
July 2021 – June 2022	Capital Work Letters of Advice	<ul style="list-style-type: none"> • 1369 letters sent to residents to advise of footpath works • 482 letters sent to residents about road rehabilitation • 51 residents consulted about tree species selection on Claremont Crescent • 930 letters were sent to residents to advise of maintenance works within their area • 117 letters were sent to residents in regards to tree maintenance and planting • 697 other works including foreshore earth works, park upgrades and installation of event decorations



SUMMARY OF COMMUNITY CONSULTATION

Date	Project	Detail
December 2021	Disability Access and Inclusion Plan	<p>A survey to all residents and ratepayers to provide information that would assist the Town of Claremont to keep building an accessible and inclusive community we can all feel proud of.</p> <p><i>Total Responses: 49</i></p>
March 2022	Precinct Structure Plan	<p>The development of the Precinct Structure Plan utilised feedback from stakeholders through workshops and communicated to all residents. This plan will provide more detailed guidance on the design, planning, assessment and implementation of future development in the town centre.</p> <p><i>Total Responses: 102</i></p>
June 2022	Community Programs	<p>This survey invited residents aged 15 and above to feedback on what classes, workshops and indoor activities they would like to see in Claremont, and what they would participate in. This data was gathered to assist us with future planning and support community connection and well-being.</p> <p><i>Total Responses: 115</i></p>

Communication

The Town continued to reach customers through social media (Instagram and Facebook), digital media (*claremont.wa.gov.au*), as well as print media through the Post and Western Suburbs Weekly.

CLAREMONT AHEAD MONTHLY NEWSLETTER

The Town published ten 'Claremont Ahead' columns in the Western Suburbs Weekly and Post Newspapers during the year. Electronic Digital Mail marketing of these columns was also distributed to the Town's database of over 2000 contacts.

FLOURISH QUARTERLY MAGAZINE

The Town produced and distributed four editions of 'Flourish'. 6000 copies are printed and distributed to all households and businesses in the Town of Claremont. The magazine features local stories relating to community groups, the environment, sports, art, businesses and Town activities.

CORPORATE PUBLICATIONS

Over the financial year the Town produced:

- Claremont Ahead 2021 – 2031
- 2020/2021 Annual Report
- Corporate Business Plan
- Disability Access and Inclusion Plan
- Annual Budget 2022/2032

WEBSITE REDEVELOPMENT PROJECT

In 2021/2022 the Town embarked on a review of its main communication tool, the website. The review looked at the functionality of the Town's website to improve the end user experience, and through consultation and user acceptance testing the new website would include:

- A homepage hero banner dedicated to surface the most important information for residents, businesses and visitors.
- An interactive "My Neighbourhood Map" calling out bin days, key events, walking trails, Town facilities and projects.
- New style system which prioritises graphics and visual elements that are clean, engaging and accessible.

The website will be launched in 2022/2023.

LOCAL PRINT CONTENT

POST NEWSPAPERS

242
Articles

PERTHNOW WESTERN SUBURBS

76
Articles

TOTAL REACH

318
Articles

SOCIAL MEDIA

FACEBOOK

4,169
Followers

326
Posts

5,388
Average reach

SOCIAL MEDIA

INSTAGRAM

2,233
Followers

260
Posts

1,863
Average reach

AUDIENCE

FACEBOOK



● FEMALE
▨ MALE

INSTAGRAM



● FEMALE
▨ MALE

WEBSITE

TOTAL USERS

101k
People

TOTAL SESSIONS

149k
Articles

DIRECT MAIL

SENT

15
E-news

DATABASE

2.7k
People

II. STRATEGIC INITIATIVE

Demonstrate a high level of leadership, governance, accountability, management and strategic planning

Council

ORDINARY COUNCIL MEETINGS

The Town of Claremont proposed to hold a total of 19 Ordinary Council Meetings between July 2021 to June 2022.

Of the 19 proposed meeting dates the Town of Claremont held 18 Ordinary Council Meetings with one meeting cancelled (3 August 2021). In addition, one Special Council Meeting and one Annual General Meeting of Electors were held on 25 October 2022 and 8 March 2022 respectively.

A summary of the meetings duration and number of items is set out on the right. Attendance for each elected member at these meetings is detailed below.

ATTENDANCE AT COUNCIL MEETINGS		
Elected Member	Attendance at Ordinary Council Meetings	Attendance at AGM and SCM
Mayor Barker	16	2
Cr Suann	15	1
Cr Franklyn	18	2
Cr Main	18	2
Cr Telford	16	2
Cr Goetze	18	2
Cr Kelly	15	2
Cr Edwards	18	1
Cr Brown (<i>Term commenced October 2021</i>)	12	1
Cr Hatton (<i>Term commenced October 2021</i>)	12	2
Cr Browne (<i>Term ended October 2021</i>)	5	NA
Cr Haynes (<i>Term ended October 2021</i>)	6	NA

SUMMARY OF COUNCIL MEETINGS

<p>JUL 2021</p> <p>6th</p> <p># ITEMS</p> <p>2</p> <p>MINUTES</p> <p>16</p>	<p>JUL 2021</p> <p>20th</p> <p># ITEMS</p> <p>5</p> <p>MINUTES</p> <p>67</p>	<p>AUG 2021</p> <p>17th</p> <p># ITEMS</p> <p>7</p> <p>MINUTES</p> <p>95</p>	<p>SEP 2021</p> <p>7th</p> <p># ITEMS</p> <p>5</p> <p>MINUTES</p> <p>26</p>	<p>SEP 2021</p> <p>21st</p> <p># ITEMS</p> <p>6</p> <p>MINUTES</p> <p>39</p>
<p>OCT 2021</p> <p>5th</p> <p># ITEMS</p> <p>6</p> <p>MINUTES</p> <p>86</p>	<p>OCT 2021</p> <p>19th</p> <p># ITEMS</p> <p>5</p> <p>MINUTES</p> <p>32</p>	<p>OCT 2021</p> <p>25th</p> <p># ITEMS</p> <p>1</p> <p>MINUTES</p> <p>17</p>	<p>NOV 2021</p> <p>2nd</p> <p># ITEMS</p> <p>6</p> <p>MINUTES</p> <p>58</p>	<p>NOV 2021</p> <p>16th</p> <p># ITEMS</p> <p>8</p> <p>MINUTES</p> <p>82</p>
<p>NOV 2021</p> <p>30th</p> <p># ITEMS</p> <p>5</p> <p>MINUTES</p> <p>51</p>	<p>DEC 2021</p> <p>14th</p> <p># ITEMS</p> <p>15</p> <p>MINUTES</p> <p>129</p>	<p>FEB 2022</p> <p>8th</p> <p># ITEMS</p> <p>7</p> <p>MINUTES</p> <p>28</p>	<p>FEB 2022</p> <p>22nd</p> <p># ITEMS</p> <p>6</p> <p>MINUTES</p> <p>88</p>	<p>MAR 2022</p> <p>8th</p> <p># ITEMS</p> <p>AGM</p> <p>MINUTES</p> <p>68</p>
<p>MAR 2022</p> <p>29th</p> <p># ITEMS</p> <p>10</p> <p>MINUTES</p> <p>92</p>	<p>APR 2022</p> <p>26th</p> <p># ITEMS</p> <p>7</p> <p>MINUTES</p> <p>56</p>	<p>MAY 2021</p> <p>31st</p> <p># ITEMS</p> <p>12</p> <p>MINUTES</p> <p>87</p>	<p>JUN 2022</p> <p>14th</p> <p># ITEMS</p> <p>3</p> <p>MINUTES</p> <p>19</p>	<p>JUN 2022</p> <p>28th</p> <p># ITEMS</p> <p>7</p> <p>MINUTES</p> <p>103</p>

ADVISORY COMMITTEES

To assist Council in its role, the Town of Claremont has the following advisory committees:

- Audit and Risk Management Committee
- Claremont Museum Advisory Committee
- Claremont Town Centre Advisory Committee
- Foreshore Advisory Committee
- Lake Claremont Advisory Committee
- Complaints Committee

These committees are comprised of Elected Members and community representatives, and are supported by Administration Staff.

Membership of each committee is detailed below:

AUDIT AND RISK MANAGEMENT COMMITTEE			
2021/2022 Meeting Dates	Presiding Member	Council Member Representatives	Community Representatives
17 September 2021	Cr Bruce Haynes	Mayor Jock Barker	Mr. Aiden Daly
31 January 2022	<i>(until October 2021)</i>	Cr Bruce Haynes	Ms. Marguerite Anklesaria
18 March 2022	Cr Peter Telford	<i>(until October 2021)</i>	<i>(until October 2021)</i>
	<i>(from January 2022)</i>	Cr Paul Kelly	Dr Bruce Haynes
		Cr Peter Telford	<i>(from November 2021)</i>
		Cr Shelley Hatton	
		<i>(from November 2021)</i>	
COMPLAINTS COMMITTEE*			
Nil	Not yet appointed	Mayor Jock Barker	Nil
		Cr Paul Kelly	
		Cr Jill Goetze	
		<i>(Deputy Member until October 2021)</i>	
		Cr Annette Suann	
		<i>(Deputy Member)</i>	
		Cr Sara Franklyn	
		<i>(Deputy Member from November 2021)</i>	
FORESHORE ADVISORY COMMITTEE			
25 August 2021	Cr Peter Telford	Cr Annette Suann	Ms. Claire Brittain
24 November 2021		Cr Peter Telford	Mr. Bill Macleod
23 February 2022			Ms. Ainslie De Vos
25 May 2022			

CLAREMONT TOWN CENTRE ADVISORY COMMITTEE*			
2021/2022 Meeting Dates	Presiding Member	Council Member Representatives	Community Representatives
28 September 2021	Cr Annette Suann	Mayor Jock Barker	Ms. Hannah Etherington <i>(until October 2021)</i> Ms. Eleanor Jones <i>(until October 2021)</i> Ms. Michelle Docherty Mr. Scott Greenwood Ms. Lesley Thomas Mr. Mauricio Alpizar <i>(from November 2021)</i>
7 December 2021		Cr Jill Goetze	
22 March 2022		Cr Annette Suann	
21 June 2022			

CLAREMONT MUSEUM ADVISORY COMMITTEE			
10 August 2021	Cr Jill Goetze	Cr Jill Goetze	Ms. Ricki Hewitt Ms. Karen Kaard Ms. Karen Wood Ms. Deborah Bray <i>(until October 2021)</i> Ms. Rosemary Hunter <i>(until October 2021)</i> Ms. Carolyn Winterbottom <i>(from November 2021)</i> Mr. Greg Simpson <i>(from November 2021)</i>
12 October 2021		Cr Annette Suann	
1 March 2022			
7 June 2022			

LAKE CLAREMONT ADVISORY COMMITTEE			
12 May 2022	Cr Bruce Haynes	Cr Sara Franklyn	Ms. Karen Wood <i>(until October 2021)</i> Mr. Leeuwin Beeck Dr Bruce Haynes <i>(from November 2021)</i> Mr. Nick Cook <i>(Friends of Lake Claremont)</i> Mr. David Kyle <i>(Scotch College)</i> Cr Kerry Smyth <i>(City of Nedlands)</i> Cr Fergus Bennett <i>(Deputy Member — City of Nedlands)</i>
10 February 2022	<i>(until October 2021)</i>	Cr Bruce Haynes <i>(until October 2021)</i>	
18 November 2021	Cr Sara Franklyn	<i>(until October 2021)</i>	
12 August 2021	<i>(from November 2021)</i>	Cr Shelley Hatton <i>(from November 2021)</i>	

*The Chief Executive Officer is also a member of the Committee

ATTENDANCE AT COMMITTEE MEETINGS		
Committee	Council Member Representative	Attendance
Audit and Risk Management Committee <i>3 meetings held</i>	Mayor Jock Barker	2
	Cr Bruce Haynes	3
	Cr Paul Kelly	2
	Cr Peter Telford	2
	Cr Shelley Hatton	2
	Cr Jill Goetze (<i>on behalf of Mayor Barker</i>)	1
	Mr Aiden Daly	3
	Ms Marguerite Anklesaria	0
Claremont Museum Advisory Committee <i>4 meetings held</i>	Cr Jill Goetze	3
	Cr Annette Suann	4
	Ms Ricki Hewitt	4
	Ms Karen Kaard	4
	Ms Karen Wood	1
	Ms Deborah Bray	0
	Ms Rosemary Hunter	1
	Ms Carolyn Winterbottom	2
	Mr Greg Simpson	2
Claremont Town Centre Advisory Committee <i>4 meetings held</i>	Mayor Jock Barker	2
	Cr Jill Goetze	4
	Cr Annette Suann	3
	Ms Liz Ledger	4
	Ms Hannah Etherington	1
	Ms Eleanor Jones	0
	Ms Michelle Docherty	4
	Mr Scott Greenwood	3
	Ms Lesley Thomas	4
	Mr Mauricio Alpizar	2
Foreshore Advisory Committee <i>4 meetings held</i>	Cr Annette Suann	4
	Cr Peter Telford	4
	Ms Claire Brittain	4
	Mr Bill Macleod	4
	Ms Ainslie De Vos	3
Lake Claremont Advisory Committee <i>4 meetings held</i>	Cr Sara Franklyn	4
	Cr Bruce Haynes	4
	Cr Shelley Hatton	3
	Mr Leeuwin Beeck	4
	Ms Karen Wood	1
	Mr Nick Cook	4
	Mr David Kyle	2
	Cr Kerry Smyth	3

EXTERNAL COMMITTEES

Council Members are appointed to represent the Town of Claremont on external Committees as set out below.

EXTERNAL COMMITTEE APPOINTEES		
External Committee	Council Representatives prior to 2021 Election	Council Representatives from 2021 Election
WALGA Central Metropolitan Zone Committee	Cr Paul Kelly Cr Peter Browne	Cr Paul Kelly Cr Peter Telford
Western Metropolitan Regional Council	Cr Bruce Haynes Cr Sara Franklyn (<i>Deputy Member</i>)	Cr Paul Kelly Cr Sara Franklyn (<i>Deputy Member</i>)
Metro West Joint Development Assessment Panel	Cr Paul Kelly Cr Kate Main Cr Bruce Haynes (<i>Alternate Member</i>) Cr Peter Browne (<i>Alternate Member</i>)	Cr Kate Main Cr Ryan Brown Cr Paul Kelly (<i>Alternate Member</i>) Cr Peter Telford (<i>Alternate Member</i>)
Western Subgroup, Metropolitan Regional Road Group	Cr Sara Franklyn	Cr Sara Franklyn



ELECTED MEMBER TRAINING AND PROFESSIONAL DEVELOPMENT

Council Members are encouraged to participate in relevant training and development opportunities in order to acquire or develop skills and knowledge to assist in their capacity as a Council Member.

Council Members attended the below training over the 12 months.

In addition, all Council Members attend regular workshops and forums on key issues to assist with their role.

COUNCIL MEMBER REMUNERATION

In accordance with the *Local Government Act 1995* Council Members are entitled to receive a fee for meeting attendance and be paid an allowance for certain types of expenses.

Council Member Fees and Allowances are determined as a range by the Salaries and Allowances Tribunal according to Band classifications for local governments in Western Australia. The Town is classified as a Band three local government. Payment of Council Member Fees and Allowances are governed by Council Policy LG516 Fees, Allowances and Expenses for Elected Members.

COUNCIL MEMBERS TRAINING

Council Member	Training Course	Date Completed
Mayor Jock Barker	Meeting Procedures	18 May 2022
	Serving on Council	25 May 2022
	Conflicts of Interest	24 May 2022
	Understanding Financial Reports and Budgets	26 May 2022
	Understanding Local Government	3 June 2022
Cr Sara Franklyn	Serving on Council	8 February 2022
Cr Jill Goetze	Understanding Local Government	20 January 2022
	Serving on Council	7 February 2022
	Conflicts of Interest	13 February 2022
	Meeting Procedures	15 February 2022
	Understanding Financial Reports and Budgets	21 February 2022
Cr Shelley Hatton	Conflicts of Interest	21 December 2021
	Understanding Local Government	21 December 2021
	Meeting Procedures	30 December 2021
	Serving on Council	21 January 2022
	Understanding Financial Reports and Budgets	4 February 2022



2021 ORDINARY COUNCIL ELECTION

The Ordinary Election for 2021 was held on 16 October 2021. A Returning Officer was appointed by the Western Australia Electoral Commission (WAEC).

The following public notices were published by the Town as required by the WAEC:

- Close of Enrolment Notice for eligible voters (closed 27 August 2021).
- Call for Nominations Notice for candidates (nomination period 2 – 9 September 2021).
- Notice of Election including information for electors such as candidates, unopposed elections and election packages.

The below candidate nominations were received during the nomination period:

Mayor Jock Barker, Cr Paul Kelly and Cr Jill Goetze were re-elected unopposed at the close of nominations.

The East and West Wards proceeded to an Election. 5,136 election packages were dispatched across the East and West Wards with a total of 1,796 (34.9%) returned.

Mr Ryan Brown and Ms Shelley Hatton were elected.

New and re-elected Council Members were sworn in on Monday 18 October 2021.

A Joint Induction Session for new Council Members with the Town of Mosman Park was held on Tuesday 26 October 2021. New Council Members were also provided with an induction manual.

CANDIDATE NOMINATIONS		
Ward	Vacancy	Candidates
District	1 Mayor, 4 year term	Jock Barker
South Ward	2 Council Members, 4 year terms	Paul Kelly Jill Goetze
East Ward	1 Council Member, 4 year term	John Parkinson Shelley Hatton
West Ward	1 Council Member, 4 year term 1 Council Member, 2 year term	Ryan Brown David Charles Airey Sara Franklyn Graham Cameron

NEW AND RE-ELECTED COUNCIL MEMBERS				
Ward	Position	Candidates	Votes	Term of Office
District	Mayor	Jock Barker	Elected Unopposed	4-year term
East Ward	1 Councillor	John Parkinson Shelley Hatton	391 588	4-year term
West Ward	2 Councillors	Ryan Brown David Airey Sara Franklyn Graham Cameron	350 169 541 311	2-year term 4-year term
South Ward	2 Councillors	Jill Goetze Paul Kelly	Elected Unopposed Elected Unopposed	4-year terms 4-year terms

VOTER PARTICIPATION BY GENDER

The below figures detail the gender and age statistics of voters in the Election:

EAST

WEST



VOTER PARTICIPATION BY AGE

18-24

25-34

35-44

45-54

55-64

65+



Freedom of Information (FOI)

The *Freedom of Information Act 1992* gives the public a general right to apply for access to documents held by the Town of Claremont.

The table below sets out the requests received by the Town between 1 July 2021 and 30 June 2022.

In accordance with the FOI Act, the Town publishes an Information Statement on its website detailing the types of documents the Town holds, the FOI process and how to make a FOI application. The FOI Information Statement is reviewed annually by the Town's FOI Officer.

REQUESTS RECEIVED				
Date received	Notice of decision	No. days to complete	Approximate staff time spent	Fees received
8 September 2021	22 October 2021	44 days	12 hours	\$30
15 September 2021	28 October 2021	43 days	8 hours	\$30



Record keeping

State Records Act 2000 Principle 6 (compliance to the *State Records Act 2000*) states that the Annual Report should include evidence of the Town's work to maintain an efficient and effective record keeping system. Activities during 2021/2022 to support this included the following:

1. The Town's Record Keeping Plan (RKP) was submitted to the State Records Office in September 2020 and approved on 14 December 2020. The RKP is next due for review in 2025.
2. The Records Procedure Manual setting out record keeping procedures was reviewed and updated.
3. Staff Training and Information Sessions have been held. The Town has undertaken the following activities to ensure that all staff are aware of their record keeping responsibilities and compliance with the Record Keeping Plan:
 - a. New employees receive a face-to-face induction from the Records Officer, covering an overview of the Record Keeping Plan, the Records Induction Manual, and staff responsibilities. The induction is tailored to the employee's role and responsibilities. Further training is provided when deemed necessary and when requested by staff.
 - b. Reminders on the Record Keeping Plan and staff obligations are provided on an ad hoc basis via a staff newsletter.
 - c. Reminders on the Record Keeping Plan and elected member obligations are provided on an ad hoc basis via an elected member newsletter.
4. The Town's Electronic Document and Records Management System (EDRMS) was upgraded from HPE Content Manager version 8 to HPE Content Manager version 9.
5. The Town continued to implement its digital records strategy and no longer creates hard copy files, utilising day batching boxes for records scanned and saved into the EDRMS.

In 2021/2022 29,873 records were created in the Town's EDRMS.

Public notice

Local and Statewide Public Notices were given throughout the financial year for a variety of matters including:

- Availability of 2020/21 Annual Report.
- Notice of Annual General Meeting of Electors.
- Requests for tender.
- Notices associated with 2021 Ordinary Election.
- Calls for Committee Community Representatives Nominations.

In accordance with the Local Government Act 1995, the above was communicated via the Town's website, noticeboards, social media and newspaper advertisements.



III. STRATEGIC INITIATIVE

Manage our finances responsibly
and improve financial sustainability

MRRG grant submission

MANAGE OUR FINANCES RESPONSIBLY AND IMPROVE FINANCIAL SUSTAINABILITY

The Town secured over \$2million in external funding in 21-22 which contributed to a number of community facility improvements. These grants from the Australian Government Department of Infrastructure, Transport, Regional Development and Communications and Government of Western Australia Department of Local Government, Sport and Cultural Industries facilitated the works at the Aquatic Centre and McKenzie Pavilion.

Further revenue generating options included revaluations for commercial properties to determine accurate asset and lease values and reviewing Fees and Charges to accurately reflect increased cost of living.

Maintaining low debt and building reserve accounts continued in 21-22 which has positioned the Town well for future community purpose.



IV. STRATEGIC INITIATIVE

Create an environment to support and develop our staff

Health and wellbeing

The Town has created a Health and Wellbeing program, which is based on staff feedback, impacts of broader social and economic conditions (such as COVID-19) and relative to the conditions of the Town's Enterprise Agreement. In 2021/2022 these included:

- 24/7 free access to a confidential employee assistance service
- Access to corporate gym and Aquatic Centre
- Provision of fruit
- Bring your dog to work days
- COVID-19 leave
- RUOK day

- Wellness week (massages, Yoga, lunchtime walks)
- Flu vaccinations on site
- Skin checks on site
- Stand up desks
- Social events

In partnership with the Towns of Cottesloe and Mosman Park, and the Shire of Peppermint Grove, the Town employed a Work Health and Safety Officer. The Town held five Occupational Safety and Health (OSH) committee meetings in 2021/2022, and these representatives conducted regular site inspections throughout the year.



Training and development

The Town consistently identifies, supports and facilitates training opportunities to attract and retain a skilled, diverse and motivated workforce.

The Town faces many challenges in this area, including potential skills shortages in specific occupations, existing workforce looking for work closer to home, some employees nearing retirement, and recruiting the next generation of skilled specialist staff.

The Town placed an emphasis on attracting and retaining quality people through the provision of traineeships and support for professional development in a range of specialist areas, as well as investing in leadership development and recognising and rewarding our high performers.

85	TRAINING OPPORTUNITIES WERE PRESENTED TO ADMINISTRATION STAFF
50K	VALUE OF TRAINING RECEIVED
18	INTERNAL STAFF PROMOTIONS

Some training highlights were:

- White card training construction course
- Procurement in Local Government
- Payroll module training
- Confined Space Refresher
- Breathing Apparatus Training
- Dog Attack and Dangerous Dog Workshop
- Early Childhood Literacy
- Waterwise Efficiency training
- Rates in Local Government
- Dealing with Difficult Customers
- Ignite Management Leadership Training
- Direction for Budget Processes
- Diploma in Local Government Administration
- Public Interest Disclosure
- WHS Roles and Responsibilities Training
- Recovery Coordinators Course for Local Government
- Mental Health First Aid
- Supporting Homelessness
- Basic Workshop Traffic Management

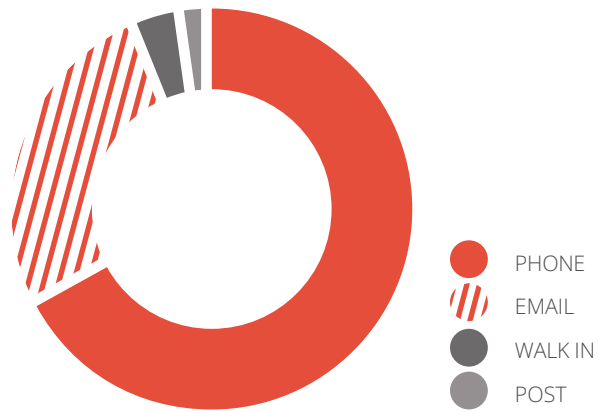
V. **STRATEGIC INITIATIVE**

Provide the best possible customer experience throughout every interaction we have with our customers

Customer experience

Our commitment to customer service is outlined in the Town's Customer Experience Charter, managed through specific customer record system software. This software logs a customer's request, and forwards to the appropriate officer to respond. This must be done within the charter timeframe to ensure that officer is compliant.

In the 2021/2022 period, the Town recorded over 33,000 customer contacts, of which 22,066 were via the telephone. In line with the Customer Experience Charter, the response rate across the organisation was 86%, an improvement from the previous year with an increase in customer contacts by almost 50%, a result of the impact from COVID-19 in 2020/21.



VI. STRATEGIC INITIATIVE

Continually assess our performance and implement initiatives that drive continuous improvement

Business improvement

The Town's culture supports new initiatives and uses audits, customer feedback and research to drive business improvement. This has led to process improvements in areas over the year such as procurement, risk assessment, building maintenance and safety.

MOVING DIGITAL

Website review

In 2021/2022 the Town embarked on a review of its main communication tool, the website. The review looked at the functionality of the Town's website to improve the end user experience, and through consultation and user acceptance testing, improvements were identified.

The site development included the creation of an interactive 'My Neighbourhood' map and unified mapping of events and places.

The featured places allowed us to consolidate Claremont Town Centre and Claremont Museum external websites into the main website to create a single destination for all users.

The homepage hero banner region is dedicated to surface the most important information for each key audience type (residents, businesses and visitors).

The website will be launched in 2022/2023.

SOFTWARE PROJECTS

Disaster Recovery

The Town has carried out upgrades to its disaster recovery infrastructure. There is now a data link between Claremont and Mosman Park to enable each party to use the other's locations to enable cost effective off-site data storage and reduce risk.

The Town installed new backup power supplies to the Administration Centre server room.

Cybersecurity

The Town has carried out multiple cybersecurity related updates internally in line with recommendations from the Office of the Auditor General.

The Town has implemented multiple solutions such as endpoint management, multifactor authentication, and an upgraded firewall.

The Town now utilises Microsoft Intune to manage all mobile devices and desktops and has improved application and operating system patching (frequency and coverage).

CCTV Upgrades

The Town has carried out upgrades to the existing CCTV network throughout this period. 18 cameras have been added to the network in key locations throughout the Town.

This initiative has helped increase security throughout the Claremont vicinity further aiding the Town and relevant authorities with sufficient data to pursue and resolve issues.

Online projects

The Town's historic photographic collection has been digitised. People are able to access the collection from home making research and requests for images more streamlined and time efficient.

Similarly, the large paper-based archive that forms part of the Museum's Local History Collection has been scanned to preserve information and make it more accessible in a digital format.

VII. **STRATEGIC INITIATIVE**

Develop and build partnerships
that support the Town's vision

Partnerships

Throughout the year the Town has maintained existing partnerships with aligned organisations and works closely with agencies to achieve the best outcomes possible for the community.



COMMUNITY CONNECTIONS		
Name	Detail	
WESROC	A joint initiative of the western suburbs local governments to identify and develop shared services and potential joint initiatives. This includes environmental matters such as animal control (fox and feral cats), ground water, tree canopy cover, walking trail network, greening rail corridor and biodiversity.	Member
Regional Road Group	To manage distributed regional road group funding and direct grants from Main Roads to local government.	Agency
Western Metropolitan Regional Council	The WMRC is a regional council of Peppermint Grove, Mosman Park, Cottesloe, Subiaco and Claremont, formed to efficiently manage waste and support recycling and sustainable waste options. The WMRC operates the Waste Transfer Station on behalf of these Councils.	Member
WALGA	The WA umbrella agency for local government, of which the Town is a member and receives advice and advocacy.	Member
State Emergency Management Committee	To provide support to hazard management agencies as required through the Western Central Local Emergency Management Committee.	Agency
Scotch College	Volunteering programs include Lake Claremont planting, weeding and general environmental management.	Partnership
Christ Church Grammar School	Volunteering programs include Lake Claremont planting, weeding and general environmental management.	Partnership
Freshwater Bay Primary School	The Town supports the Freshwater Bay Primary School through the free use of Claremont Park for sporting and leisure activities.	Partnership
Development WA	Facilitating the Claremont on the Park project vision for overall management of this precinct.	Agency
Lotterywest	The state's Lotterywest is a major funding partner that contributed to the new community facility at the Claremont Museum which opened in January 2022.	Partnership
Community Sport and Recreation Facility Fund	A major funding partner for the McKenzie Pavilion redevelopment which opened in January 2022, and the improvement of lighting towers at Claremont Oval to support night-time training.	Partnership

COMMUNITY CONNECTIONS CONTINUED		
Name	Detail	
Small Business Development Corporation	The Town is a registered Small Business Friendly Local Government, which enables the Town to further support the town centre businesses.	Member
Department of Planning, Lands and Heritage	To improve the balance of technical expertise and local knowledge on planning decisions through the Metropolitan West Joint Development Assessment Panel (Metro West JDAP).	Agency
Friends of Lake Claremont	The Town works in partnership with the local environmental group, the Friends of Lake Claremont. This further enhances the revegetation, planting, weed control and environmental management at the Lake Claremont reserve, including bush fire control and risk reduction.	Partnership
Friends of Claremont Museum	The Town works collaboratively with the Friends of Claremont Museum to support the museum through advocacy and fundraising.	Partnership
Claremont Lawn Tennis Club	Subsidised leases, fee structures, direct and indirect financial contributions, and provision of sporting facilities.	Partnership
Shenton College Chaplaincy	The Town supported the Chaplaincy program at Shenton College, contributing to student access to a counsellor when required.	Partnership
Disability Groups	The Town supports these community groups through the free use of the Town's Claremont Park Community building to deliver local programs and services.	Partnership
FORM	The Town works in partnership with FORM to support their residence in Claremont, which provides the community access to cultural events and festivals for social connection, stimulation, education and civic pride.	Partnership
Claremont Concert Band	A partnership that supports the band to play at a number of Town held community events.	Partnership
West Australian Symphony Orchestra	The Town's partnership with the state's orchestra provides the community access to world class musicianship.	Partnership
SHINE Community Care	The Town supports SHINE community care which enables them to provide independent living support services to seniors, people with disabilities and other eligible residents in the Town.	Partnership



Aspirational outcome **Liveability**

STRATEGIC INITIATIVES

We are an accessible community with well-maintained and managed assets. Our heritage is preserved for the enjoyment of the community.

- I. Strategic Initiatives
- II. Promote and support initiatives that improve traffic flow
- III. Provide clean, usable, attractive, and accessible streetscapes and public spaces
- IV. Balance the Town's historical character with complementary, well-designed development
- V. Develop the public realm as gathering spaces for participation, prosperity, and enjoyment
- VI. Maintain and upgrade the Town's assets for seamless day-to-day usage





I. STRATEGIC INITIATIVE

Promote and support initiatives that improve traffic flow

Each year the Town of Claremont undertakes traffic counts within the Town using MetroCount tube style methodology. The Town is divided into four zones for the purpose of traffic data collection with each zone being collected a minimum of every four years, and there are additional counts for distributor roads and others required for forward works programs.

The Town continued to work with the Scotch College to help improve traffic movement and parking/pedestrian movement in Australind Street. A development application proposing alterations to the Australind Street carpark including modifications to the entry and exit points and removal of street parking bays was approved.

Carparking options in the Town Centre have been considered by the Town's planning and traffic/parking consultants as part of the Draft Town Centre Precinct Structure Plan (TCPSP). The emphasis will be on supporting residential and customer parking in the Town Centre with employee parking on the periphery in parking stations. The Department of Planning,

Lands and Heritage is reviewing parking standards with a view of adopting new industry wide standards, which apply to different typologies.

Connection proposals between Lake Claremont and the River have been promoted through the Town Centre and across Stirling Highway in the Draft TCPSP and the Draft Local Planning Strategy (LPS). Both studies were informed by a draft Traffic, Transport and Parking Strategy which also reviewed options to improve traffic flow for Council to consider.

While COVID-19 had impacted the number of large-scale events at the Claremont Showgrounds previously, the Royal Agricultural Society (RAS) were able to recommence operations during the year including the Perth Royal Show which attracted approximately 380,000 people over the course of the event. The Town works closely with the RAS to ensure the impact of large numbers of additional vehicles entering and parking in Claremont does not adversely affect residents' safety and access.

II. STRATEGIC INITIATIVE

Provide clean, usable, attractive and accessible streetscapes and public spaces

The Town implemented its annual cleaning and maintenance program (including graffiti removal) and native verge planting, to ensure public areas and infrastructure were functional, attractive and clean. This included:

- Street sweeping and town centre cleaning
- Footpath upgrade and road resurfacing projects that saw 19 footpaths upgraded and 13 roads resurfaced
- Lawn mowing
- Maintaining gardens beds and mulching bushland
- Pruning street trees, removal of dead trees and replacement planting program
- Sandpit cleaning and replacement

Following completion of the Public Transport Authority (PTA) works for the Claremont Station upgrade, the Town was able to finalise the upgrade works to the Leura Avenue & Gugerri Street Roundabout. In addition to renewing the roundabout and some of the surrounding paving, a new pedestrian median island was installed by the PTA to the east to assist pedestrians crossing at the new crossing location on Gugerri Street.

A condition assessment of all roads and public car parks within the Town, as well as all right of ways (both private and public) was completed. The information collected will be analysed to develop the Town's long-term asset management plan.

In July 2021, after a major storm event, the Town commenced several drainage improvement works to support future weather events with such rainfall. This included a major complex drainage project at the intersection of Mitford and Servetus Streets that involved the installation of new pits and pipes connecting to the existing drainage system. Many of the drains in our busier roads were serviced which provided data for the Town's asset register, identifying problematic locations to the list of planned maintenance works. The Town also commissioned a drainage review which will lead to the development of concept and detailed drainage design for the Town.

The completion of McKenzie Pavilion included a new foot path that leads the way from the car park to Gloucester Street. The turf and retic around the building is completed and the landscaping, including new ground plants, has been installed and is growing well.

New toilets were completed at Mrs Herbert's Park which include a viewing deck on top, and as part of the Museum redevelopment new garden beds and outdoor seating were installed.

I



CLAREMONT

III. STRATEGIC INITIATIVE

Balance the Town's historical character with complementary, well-designed development

This financial year provided the opportunity to work on the Draft Town Centre Precinct Structure Plan (TCPSP). Broad consultation (including community workshops) was implemented, and the Town received 54 submissions from stakeholders that were then considered by Council on 14 June. The Draft TCPSP has since been forwarded to the WAPC for its consideration and approval, and it is likely to be subject to further consultation prior to formal approval.

The Swanbourne Local Centre Planning Study was finalised in November 2021 and is planned to progress to a Scheme Amendment to guide future development within the precinct. Furthermore, a new Draft Local Planning Scheme (LPS) was adopted by Council on 14 June and has been referred to the WAPC for approval to advertise. The Draft LPS was submitted to the Department of Planning Lands and Heritage.

The Town continues to determine applications which comply with the Town's Heritage and Character Retention Policies where relevant, as well as other Local Planning Policies, RDC, LPS and Local Laws. Support towards heritage retention is also offered through the Mike Balfe Heritage Grants, of which six were awarded in this period.

The new Freshwater Gallery at Mrs Herbert's Park was designed with consideration to the existing heritage building at the site, as well as the more recently constructed building from the 1980's. Architects Carabiner created a new functional gallery space that sits within the sloping grounds, complementing the 1862 museum with verandas, sloping roof and external colourbond panels.

OTHER HIGHLIGHTS INCLUDE

Planning

- 6 Mike Balfe Heritage Grants awarded
- 131 Development Applications processed
- \$162,339 Development Application fees for developments valued at a total of \$58,557,288
- 66 Development Applications required heritage assessment
- Development Applications were processed on an average in 42 days (statutory timeframe of 60)
- 63 days for Development Applications requiring advertising (statutory timeframe of 90 days)
- 1 application for review was lodged with the State Administrative Tribunal

Building

- 206 Building Permits were assessed and approved in line with legislative requirements, a 13% decrease on the previous year.
- Application fees totalled \$257,000, an increase of 54% on last year.
- The Town has 870 registered pools, with inspections carried out every four years. A new round of inspections commenced in 2021, and a total of 251 pools were inspected during the year. 106 were found to be compliant on the first inspection, 98 compliant on the second inspection, with the remaining 47 compliant on the final inspection.

IV. STRATEGIC INITIATIVE

Develop the public realm as gathering spaces for participation, prosperity and enjoyment

In 2021/2022 the Town's percent for art policy welcomed a new sculptural piece to the McKenzie Pavilion landscape. The piece titled 'Resonating Circles' by local artist Simon Youngelson was acquired and located at the entry area of the new building.

A second artwork by the same artist was donated to the Town by an anonymous resident of the Town. The artwork titled 'Together' was commissioned for the Town to be positioned at Lake Claremont at a viewing point on the east side of the wetland.

The sculpture of an elderly couple was based around the concept of isolation, enhanced by the impact of COVID-19. It has created a space for people to stop, contemplate and enjoy the beauty of the Lake.

Maude Jackson Lane in the Claremont town centre had a facelift during the year, with new artwork and seating to make a place for visitors to relax and linger in the town centre. Well known and celebrated WA artist Kyle Odgers created a visually pleasing mural that enhanced the laneway, complemented with new lighting, shade structures and seating.



V. STRATEGIC INITIATIVE

Maintain and upgrade the Town's assets for seamless day-to-day usage

ROADS AND FOOTPATHS

Over the year the Town carried out a program of works that saw:

13	ROADS RESURFACED PROJECTS
19	FOOTPATHS UPGRADE PROJECTS
\$2.4M	VALUE OF COMPLETED PROJECTS

CARPARKS

Completed a carpark upgrade on Lapsley Road which included car park resurfacing, new curbs, pram ramps, line marking, lighting upgrade and cables installed for future CCTV and parking ticket machines.

COMMUNITY FACILITIES

During the financial year the McKenzie Pavilion was completed and officially opened. This facility provides purpose-built amenities for the cricket and hockey clubs, both of which are regional sporting associations that have hundreds of members of all ages. The facility will also provide a multi-purpose function room, women's change rooms and a Changing Places facility. A sculpture "Resonating circles" was included in the project, as well as an additional glass signage installed on the entrance brick wall to honour namesake Graham McKenzie, former Australian test cricket player. A new foot path is leading the way from the car park to the Gloucester Street. The turf and retic around the building is completed and the landscaping including new ground plants has been installed and is growing well.

The new gallery at the Museum was also completed which included a new toilet block including an outdoor shower and a deck.

The carpark was redesigned and resurfaced which provided additional parking, as well as a disabled ramp providing access from the Museum to the river. The project was completed with landscaping, a red gravel path with native plants and a limestone communication circle to provide space to rest and enjoy the magnificent views.

Improvements to the Aquatic Centre included a new reception with café and swim shop, creating a one stop shop for customers.

MAINTENANCE

A condition assessment of all roads and public car parks within the Town, as well as all Right of Ways (both private and public) was completed. The information collected will be analysed to develop the Town's long-term asset management plan and long-term financial plan.

The roundabout at the intersection of Leura Avenue and Guger Street was maintained and a new pedestrian median island installed.

DRAINAGE REVIEW

In July 2021, after a major storm event, the Town commissioned a drainage review which will lead to the development of concept and detailed design.

Aspirational outcome

People

STRATEGIC INITIATIVES

We live in an accessible and safe community that welcomes diversity and enjoys being active and has a strong sense of belonging.

- I. Effectively manage and enhance the Town's community facilities in response to a growing community
- II. Facilitate opportunities for social participation, health, learning and inclusion through programmed activities and events
- III. Support local safety and crime prevention
- IV. Provide opportunities for local community groups that support their capacity and ongoing sustainability
- V. Develop and implement a strategy that supports services for seniors and youth
- VI. Recognise and celebrate the Town's history and culture through arts and events
- VII. Promote and encourage an active lifestyle through supporting local community clubs, groups, recreation and leisure facilities







I. STRATEGIC INITIATIVE

Effectively manage and enhance the Town's community facilities in response to a growing community

Town facilities

The Town effectively manages a number of community facilities each year, including the Claremont Aquatic Centre, Claremont Museum and Claremont Community Hub + Library. In addition to these public facilities, the Town manages numerous parks offering playgrounds, BBQ's, walking tracks, drinking fountains and dog agility and exercise equipment.

The Town also completed and officially opened two new major community facilities; Freshwater Gallery at Mrs Herbert's Park, and McKenzie Pavilion at Cresswell Park. The new gallery provides a space for exhibitions, presentations, talks and experiential learning of the local history. McKenzie Pavilion replaced the former building, however the new design included much needed women's ablutions and an accessible adult change facility.

The Aquatic Centre had major improvements works to the foyer, entry, swim shop and café. Designed and project managed in-house, the new entry, shop and café has allowed the Town to manage all these services and improved customer service. Furthermore, through support of the Federal Government's Local Roads and Community Infrastructure grants, the Town replaced the facility's roofing and added solar panels.

The new gallery at the Museum has created a suitable space to conduct workshops and exhibitions associated with the Museum. Replacing the former shed structure, the new facility was officially opened in February with two exhibitions: Street Names and Ten Stories. Ten Stories also featured a publication on the naming of the streets of Claremont.

Our parks improvement program included a new slide and drink fountain at Lapsley Road Nature Playground, rubber soft fall at Claremont Park playground, swing set at Jean and John Mulder Park, limestone paths and signage at Lake Claremont, nature playground and bore water iron filter at Cresswell Park as a part of McKenzie Pavilion upgrade, and toilets and drink fountain at Mrs Herbert's Park.

II. STRATEGIC INITIATIVE

Facilitate opportunities for social participation, health, learning and inclusion through programmed activities and events

The Town creates and implements a number of accessible community events, activities and workshops throughout the year to create opportunities for social connection, learning and improved wellbeing. This includes the events such as A Night on Bay View (March 2022), Celebrate Lake Claremont (September 2021), Anzac Day Ceremony (April 2022), Carols in the Park (December 2021), Mindful May (May 2022) and Seniors Week (November 2021).

The Town's Aquatic Centre, Community Hub + Library, and Museum provide programs to support health and learning such as aqua aerobics, school education programs, language conversation classes, knitting groups, and history talks and presentations.

CLAREMONT AQUATIC CENTRE

The Aquatic Centre provides opportunities for social participation by offering an extensive range of swimming programs as outlined below:

- Learn to swim lessons
- Squad training
- Water polo
- Aqua Aerobic classes
- Synchronised swimming
- Professional development courses
- Community clubs
- Centre run activities
- General swimming

COMMUNITY HUB + LIBRARY

365

NEW MEMBERS

2.9K

ACTIVE BORROWERS

49.7K

ITEMS BORROWED ANNUALLY

38.1K

VISITORS

CLAREMONT MUSEUM

The Claremont Museum partnered with the Showground's Community Men's Shed:

- Who assisted in creating a video presentation for an exhibition
- Repurposed furniture from the old Claremont Picture Gardens
- Created a new stand for the Congregational Church Bell

14

VOLUNTEERS

70

COMMUNITY RESEARCH HOURS



III. STRATEGIC INITIATIVE

Support local safety and crime prevention

Enhancing community safety

The Town finalised its Community Safety Plan in 2020/2021 which outlines the measures it takes and will implement to support its community to feel safe and secure, which is central to it being a vibrant and desirable place to live, work and visit.

In 2021/2022, the Town's Community Safety Officers commenced a roster that allows coverage seven days a week from 6am to 12am. This new roster increased the hours the safety team were out in the community and provided night-time and weekend coverage.

In addition to increased officers in the community, the Town continued work on expanding its CCTV network. This saw the installation of new cameras and the upgrade of a number of older cameras. The cameras were installed following consultation with Wembley Police and placed in various locations in the Claremont Town Centre and other key locations in the Town to deter anti-social behaviour.

There has been increased demand for CCTV footage to support Police investigations and prosecutions. The police requested access to Town CCTV footage 32 times in 2021/2022. Footage provided by the Town has been key in identifying suspects as well as recouping costs for damage to private and council assets.

All Town Community Safety Officers attended training with RUAH Community Services to assist them in their relations with homelessness. They also all obtained their traffic management qualifications and construction White Cards to assist with their role.

The following important initiatives continued in 2021/2022.

- Town representatives continued meeting regularly with key stakeholders including Wembley Police, Claremont Quarter, Royal Agricultural Society, local schools and local business to discuss community safety and to share information and ideas.
- Actions undertaken throughout the year in relation to homelessness include the provision of welfare assistance packs and smart riders and working with local businesses and stakeholders to develop a coordinated place-based response to homelessness.
- On-going consultation and regular monitoring of educational institutions' traffic management to facilitate safer traffic in the vicinity of schools.
- Annual review of parking signs and line marking.



ENFORCEMENT OF THE TOWN OF CLAREMONT LOCAL LAWS	
Type	Amount
Total number of parking infringements issued	9,983
Total number of parking infringement appeals	1,235
Total number of appeals that were unsuccessful	648
Total number of appeals that were successful	587
Total number of dog infringements issued	41
Total number of written dog warnings issued	168
Total number of bushfire infringements issued	7
Total number of bushfire 10-day compliance letters issued	15
Total number of bushfire Section 33 notices issued	3
Total number of litter infringements issued	5

ANIMALS

Community Safety Officers implemented a Positive Paws campaign. This saw officers reward dog owners for following the local laws and having well behaved dogs with a bag of dog treats and toys.

The Town was successful in obtaining a grant from WALGA and has completed an Animal Welfare in Emergencies Support Plan.

WC-LEMC RECOVERY PLAN EXERCISE

The Town was assessed by Western Central Local Emergency Management Committee (WC-LEMC) in relation to its Recovery Operations Plan by representatives from the State Emergency Committee.

The tabletop exercise was designed to explore the key elements of recovery around the local emergency management arrangements.

The Town was commended highly on our Recovery Operations Plan and was asked to share it with the other members of WC-LEMC.

IV. STRATEGIC INITIATIVE

Provide opportunities for local community groups that support their capacity and ongoing sustainability

The Town offers a Community Funding Program for not-for-profits who meet the guidelines and deliver services that support our community. The recipients for 2021/2022 are listed below.

COMMUNITY FUNDING PROGRAM		
Organisation	Amount	Purpose
Claremont Community Band	\$1,500	Annual sponsorship
Friends of Lake Claremont	\$2,162	New equipment for FOLC projects
Red Carpet Cinema	\$2,700	New beanbags for events
Claremont Football Club	\$2,500	Providing junior footballs to kids
Claremont Women's Football	\$700	Season launch & smoking ceremony for CWFC
Parkrun	\$7,500	To establish Parkrun community events
Claremont Football Club	\$4,500	Sunday Sundowners – to activate Claremont oval and its facilities outside of football season. Bringing together food trucks, buskers and children's activities
Lions Cancer Institute	\$500	Enable local children and their carers to attend Big Day Out Christmas event
AusCycling Bike Education	\$1,300	Delivery of Advanced Bike Education Program at Scotch College
Men's Shed	\$1,090	Gardening equipment
Direct Reach Ethiopia	\$2,000	Recycled art display
Shenton College	\$5,000	Towards the support of three chaplains to provide pastoral care for young local people

V. STRATEGIC INITIATIVE

Develop and implement a strategy that supports services for seniors and youth

SENIORS

The Town has several initiatives, programs and activities in place to support seniors in our community. In 2021/2022 this included the following:

SHINE Community Care

Annual funding to support SHINE Community Care, a not-for-profit local agency that provides services for the elderly and people with a disability. These services range from in-home care, social activities, transport to appointments, and events.

Aquatic Centre

The Aquatic Centre offers:

- Water running
- Aqua aerobics
- Senior swimming lessons

Claremont Museum

The Museum and Library create and present a history program called 'History in a Coffee Cup'. Aimed at seniors, these engaging sessions allow for attendees to chat and connect over a coffee after the presentation.

Meals on Wheels

The Town contributes to a Meals on Wheels program. This service provides inexpensive meals to those in need.

Seniors Week

In November each year the Town creates a specialised program of activities focusing on IT, health and wellbeing, social integration and recreation for seniors in our community. The highlight of the week is the Twilight Cruise and dinner.

YOUTH

Through the Community Grants Program, the Town supports the Shenton Christian YouthCARE Council in the delivery of chaplaincy programs to Shenton College. This partnership funds three chaplains to provide social, emotional, spiritual, and mental support to students.

The Town partnered with Freshwater Bay Primary School during the year to support the students in their learning journey about government. Approximately 50 year 4 students from the school visited Claremont Council. The students had a hands on experience, with a focus on their own local government and its roles and responsibilities.

A new youth program called 'Lost Skills' commenced, resurrecting skills that have been lost through generations. The program gives the young people an opportunity to try different historical life skills like fishing, knitting and building shelters.

The annual Volunteer Awards include a category for both Youth and Seniors to encourage active participation and celebrate their achievements.

The Claremont Community Hub + Library provides a range of craft, learning, and leisure activities every school holidays. The Hub also provides space for students to study, access online resources and specific reading and digital material for this age group.

VI. STRATEGIC INITIATIVE

Recognise and celebrate the Town's history and culture through arts and events

The Town's cultural program

MUSEUM

Whadjuk artist Julianne Wade completed a mural on the outside of the Museum office building called River Yarns which reflects upon the 80,000-year history of this Noongar Boodja (Country) and the Noongar people who cared for this land since the time of the nyitting (dreaming).

LIBRARY

Weekly language conversation sessions in French, German, Italian, Mandarin, Spanish and English provide participants the opportunity to hone their language skills in a supportive group environment.

The total number of conversation classes held in the library was 280 with a total of 1,623 participants.

A special NAIDOC Week Storytime was held in July, featuring books by Indigenous authors, celebrating the culture and history of Aboriginal and Torres Strait Islander peoples.

Aboriginal artist, Mel Spillman of Maarakool Art, took participants on an art journey using Indigenous symbols, icons and stencils to create art that tells a story.

For those families where English is a second language, weekly Baby Rhymetime and Storytime sessions provide a great inclusive environment to practice English with their child.

ARTS

The biennial Art Awards & Exhibition was held in August 2021. The Town exhibited the works of 70 local and WA based artists.

The Town commissioned artist Anne Gee to develop a community art project. Anne ran a children's art workshop at Celebrate Lake Claremont, incorporating the finished works into a large scale ephemeral artwork which was exhibited for public viewing at TeeBox Café for the duration of October 2021 to January 2022.

A donated sculpture by Simon Youngelson titled *Together* was installed at Lake Claremont in October 2021.

Together symbolises both vulnerability and frailty, yet it also explores wisdom, continuity, and the strength of a community when it pulls together. The artwork has been well received by the community and has provided an inspired area for people to linger and reflect.

As part of the redevelopment of McKenzie Pavilion the Town installed a sculpture by Simon Youngelson titled *Resonating Circles* in February 2022.

A dynamic artwork, the complex curving lines and interconnection of rings creates the effect of a spinning ball.



2021/2022 Events calendar



AUGUST 2021

Art Awards & Exhibition

21 Aug - 4 Sept

Council Chambers, Claremont

The Town exhibited the works of 70 local and WA based artists. Five prizes were awarded. As well as the exhibition the Town held artist talks across one weekend.

Art submissions: 185

Sold: 13 artworks

Attendance goal: 500

Attendance achieved: Approx. 480

SEPTEMBER 2021

Celebrate Lake Claremont

19 September 2021

Lake Claremont

An outdoor event at Lake Claremont featuring plenty of activities, games, workshops and demonstrations for adults and children. This event celebrates the natural environment, promotion of sustainability, education on the history of the area, supporting local business and creating a sense of community connection.

Attendance goal: 500

Attendance achieved: Approx. 1200

OCTOBER 2021

Fairy-Tale Trail

6 & 7 October

Claremont Town Centre

Two-day activation in the town centre. Claremont town centre was transformed into a magical fairy tale land. The Fairy-Tale Trail was developed by the Town of Claremont to provide support for the local businesses and create a community event for families in Claremont and beyond.

Attendance goal: 500

Attendance achieved: Approx. 870

Volunteer Awards

13 October

Town of Claremont

The Volunteer Awards aims to recognise the voluntary contributions to the Town.

Attendance goal: 50

Attendance achieved: 85

Artwork 'Together' Official Unveiling

27 October

Lake Claremont

A ceremony to officially unveil Simon Youngleson's 'Together' sculpture. The sculpture was a private donation to the Town to recognise the impact of COVID-19 on the community.

Attendance goal: 52

Attendance achieved: 36

NOVEMBER 2021

Remembrance Day

11 November

War Memorial, Claremont

A small Remembrance Day Service was held in partnership with RSLWA Claremont sub-branch

Attendance goal: N/A

Attendance achieved: Approx. 80

Senior's Twilight Cruise

11 November

Claremont Yacht Club

In celebration of WA Seniors Week, the senior residents of Claremont were invited to attend a ticketed event which includes a twilight yacht cruise followed by buffet dinner at Claremont Yacht Club.

Attendance goal: 120

Attendance achieved: 120



DECEMBER 2021

Carols in the Park

17 December

Claremont Park

The Town of Claremont's Carols in the Park is a family-friendly event uniting the Claremont community in celebration of the festive season, with carols performed by Perth Symphony Orchestra (PSO).

The event featured stage performances from circus performers, a singing trio and a guest appearance from Santa before PSO's performance of traditional sing along carols.

The event also included face painting, silent disco, wreath making, gingerbread decorating, inflatable obstacle course, ferris wheel, land train, roving entertainment, St John's community outreach and 12 food vendors.

Attendance goal: 2,000

Attendance achieved: Approx. 2,500

JANUARY 2022

Australia Day Family Fun Day

Claremont Aquatic Centre

Attendance achieved: 500

FEBRUARY 2022

A Night on Bay View

19 Feb

Claremont Park

The Town's annual free concert featuring and in partnership with the West Australian Symphony Orchestra in Claremont Park. The event unites the Claremont community in a social, family-friendly outdoor environment and supports local WA artists.

In line with State Government COVID-19 requirements, this event was fenced, and attendance was subject to proof of vaccination checks as per WA Health requirements.

Attendance goal: 2500

(capped due to COVID-19)

Attendance achieved: approx. 2500

MARCH 2022

Pets at the Park

Cancelled due to COVID-19

Celebrate the Foreshore

Cancelled due to COVID-19

APRIL 2022

Anzac Day

25 April

Cancelled due to COVID-19 Restrictions

MAY 2022

Mindful May

Thursdays throughout May

An event series aimed at residents to encourage them to be more mindful through a variety of workshops including flower arranging, succulent bowl making, candle making, macrame, mindfulness in the kitchen & beeswax wrap making, mindful beauty & cleaning products, and recycled jewellery making.

Attendance goal: 100

Attendance achieved: 127



VII. STRATEGIC INITIATIVE

Promote and encourage an active lifestyle through supporting local community clubs, groups, recreation and leisure facilities

The Aquatic Centre continued to encourage an active lifestyle by operating a safe and accessible outdoor pool, open Monday to Sunday. The centre caters for a wide range of physical levels and promoted individual and user group access at all times of the day. In addition, programs such as Seniors Week included a range of activities like water running, free access to aqua aerobics classes and senior swimming lessons. The Family Fun Day events encourage community interaction, water safety and promote fitness.

The Town provides support to the Claremont Recreation Club, Claremont's Lawn Tennis Club, Claremont Bowling Club and Lake Claremont Golf Course via subsidised leases.

The Claremont McKenzie Pavilion Redevelopment has been completed and officially opened on 15 February. The new Pavilion will provide a modern, safe multi-purpose facility for use by sporting clubs as well as the wider Claremont community. The new building has replaced the former facility and will provide a multi-purpose function room, women's change rooms and a Changing Places facility. Predominately used throughout the year by hockey and cricket clubs, the new build features a display honouring namesake Graham McKenzie, former Australian test cricket player. The landscaping around the building has been enhanced by a sculpture by local artist Simon Youngleson. The 2.4m artwork was funded as part of the Town's Percent for Art Scheme.

The Town's footpath upgrade program encourages walkability and active leisure. The program has been completed. 19 footpath projects were delivered over an eight month period.

The Whadjuk Trail Network connects remnant bushland areas in the western suburbs of Perth, which offers walkers a unique experience and appreciation of the land. This initiative of WESROC provides clear and detailed information of the trails via website, app and QR code.

In April a 5km running course around Lake Claremont became the newest addition to the worldwide community fitness phenomenon, Parkrun. Held each Saturday morning, the course is open to all participants of all skill levels.

Cresswell Park is home to the newest playground in the Town, a nature play space for children.

The Town in partnership with Nature Play WA and the Western Suburbs Regional Organisation of Councils (WESROC) created the very first Western Suburbs Nature Passport to help the community discover nature, right on their doorstep. With seven different activity locations within the booklet, all found along the Whadjuk Walking Trail, the Nature Passport encourages children and families to play, create, imagine and look closer in the natural locations of the western suburbs.





Aspirational outcome

Environmental sustainability

STRATEGIC INITIATIVES

We are a leader in responsibly managing the built and natural environment for the enjoyment of the community and continue to demonstrate diligent environmental practices.

- I. Take leadership in the community in environmental sustainability
- II. Aim for best practice in water usage and waste minimisation, in line with community expectations
- III. Protect and conserve the natural flora and fauna of the Swan River foreshore and Lake Claremont

I. STRATEGIC INITIATIVE

Take leadership in the community in environmental sustainability

Focussing on the reduction of pollution emissions from vehicles, the Town commenced substituting the fleet from petrol to hybrid vehicles, as well as introducing a Sustainable Transport Initiative. This initiative encourages and rewards employees who do not drive to and from work, instead using either public transport, walking or cycling.

The Town once again offered half price native plants to residents to foster additional native plant growth on private property, adding to the Town's green canopy. Through the ongoing partnership with the Friends of Lake Claremont (FOLC) regular planting and weeding days were held, reducing the use of chemicals for weeding, and building and retaining the canopy cover.

The Quenda Release Program at the Lake Claremont bushlands has continued into the year with more species being released. As an endangered species mostly inhabiting the southern reaches of Australia, this relocation program has supported growth in their population and contributed to the biodiversity of the site.

The Town promoted and encouraged the use of keep cups at Celebrate Lake Claremont as well as the usage of public transport to and from the event.

Waste Warriors provided waste management stations at Carols in the Park and A Night on Bay View which diverted a good volume of waste from landfill through sorting waste and effectively using recycling and organic waste options. Containers for change items were also collected and recycled.

The Town's Environmental Health Officers successfully secured the assistance of the Showgrounds Community Men's Shed and made 100 wooden floats for the officers to use with the mosquito briquettes. The wooden floats are seen to be more environmentally sustainable than using polystyrene or foam floats with the mosquito baits which will be placed at Lake Claremont area. Floats will be secured on-site with a bamboo stick which will allow the bait to remain in contact with the water surface with the rise and fall of the water level, increasing the effectiveness of the larvicide.

The Town has an extensive green canopy which lowers our vulnerability to extreme heat. So the Town's green canopy can continue to benefit the community the Town undertook the following actions:

- The Town undertook a review of the street and park trees management policies to ensure the protection of the green canopy.
- 83 street trees were planted and the new trees were watered by the Town to aid establishment for 2-3 years.
- The Street Tree Masterplan was approved in June 2022, which identified a few areas of improvement which included increasing the mixture of species and expanding from single street species to grandfather species avenues and biodiverse streets. As part of this, a Town wide consultation will take place in 22/23 FY.
- Ensured street trees were protected on building sites.
- Significant large trees were inspected and recommended works taken out to ensure longevity.
- All trees that died were flagged for replacement in upcoming years. Gaps on verges were identified and flagged for infill planting.



Department of Primary Industries and Regional Development (DPIRD) detected the Polyphagous shot-hole borer beetle at Lake Claremont Golf Course. The Town was included in the quarantine area along with 17 other local government areas. The Town provided communication to its residents and education on how to prevent the spread. In some instances trees were saved by reduction pruning, but often where the infestation was too severe, the entire tree needed to be removed and sump ground. During this period nine were removed.

Canopy/tree replacement is not possible until the quarantine zone has been lifted and up to six months after removal to ensure the pest is not still present.

II. STRATEGIC INITIATIVE

Aim for best practice in water usage and waste minimisation, in line with community expectations

WASTE

The Town continued to be a member of the Western Metropolitan Regional Council who provide specialist waste management services including waste transfer, community waste treatment and recycling, and waste education and promotion. Through the household verge management collection:

16 TONNES OF DOMESTIC
HARD WASTE RECOVERED

146 TONNES OF GREEN WASTE RECOVERED

The percentage of recycled products is revealed below.

The Town's Waste Management Plan supports the introduction of FOGO in 2025, which follows the GO bin introduction in 2019.

In an effort to further encourage and support sustainable fashion, the Town continued to support Anglicare in the provision of a recycled boutique in the Town Centre. The Lemon Tree Pre-loved clothing brand moved into St Quentin's Avenue in 2021/2022 to increase exposure and accessibility to second hand clothing, promoting the concept of recycling clothing and reducing the quantity of textiles going to landfill. All proceeds from Lemon-Tree go towards Young Hearts Child Counselling Service.

HOUSEHOLD VERGE MANAGEMENT COLLECTION			
Service type	Tonnes collected	Tonnes disposed	Tonnes recovered
Domestic hard waste vergeside collection services	196.34	180.34	16.00
Domestic green waste vergeside collection services	146.10	0.00	146.1

PRODUCT PERCENTAGES JULY 2021 – JUNE 2022		
Commodity production	Product %	Product tonnage
Total recoverable	76.18	775.36
Aluminium cans	0.49	5.02
Mixed paper	14.48	146.88
Old Newsprint (ONP)	10.51	107.03
Old Corrugated Containers (OCC)	21.61	219.93
Steel	2.67	27.10
Glass	21.76	221.45
Mixed plastics	1.39	14.22
Polyethylene terephthalate (PET)	1.90	19.36
High-density polyethylene (HDPE)	1.42	14.37
Residual waste	23.82	242.40
Annual total	100.00	1017.76

WATER

During 2021/22 the Town conducted annual nutrient tests of turf and the adaption of fertiliser uses accordingly, utilising only organic fertilisers. Weed control activities at Lake Claremont and on street verges also involved a reduction of glyphosate use in fenced areas and a use of pelargonic acid (organic chemical) instead in all public areas.

In addition, the Town implemented and maintained nutrient striping swales and drainage facilities to ensure improved water qualities flowing into Lake Claremont.

The Town undertakes regular monitoring of its many irrigation systems to ensure correct working order and efficiencies, introducing hydro zones to low use and poor grass coverage areas by way of installing native plants and reducing watering run times. Also, regular inspection results in breaks or vandalism to be actioned efficiently, limiting water wastage.

The Town has water monitoring apps on its reticulation systems which allow for real time management of all reticulation systems, prevent water wastage and failures of systems, and allows Council staff to switch off systems when there are sudden rain falls.

Regular testing and inspections of assets and infrastructure was conducted in 2021/22 to ensure efficient operation and to avoid non-programmed failures and the consequential impact to services and facilities. An example of this is the annual bore pressure and flow test, which is used to identify pump and bore performance to ensure water quality and efficiencies are maintained to acceptable levels.

In 2021/22 the Town achieved Gold Waterwise Accreditation through the Water Corp, recognising these waterwise initiatives and the Town's commitment to using no more than their allocated water budgets.





III. STRATEGIC INITIATIVE

Protect and conserve the natural flora and fauna of the Swan River foreshore and Lake Claremont

LAKE CLAREMONT

Lake Claremont is a conservation category wetland, on freehold land owned by the Town of Claremont. This precious area is managed by the Town through the Lake Claremont Management Plan.

During 2021/2022, works commenced on the renewal of the management plan which includes consultation with various stakeholders. Members of the Lake Claremont Advisory Committee assisted with this process throughout the year. Members of the committee represent the City of Nedlands, Friends of Lake Claremont, Scotch College and the community.

Due to the expanse of the area, the work of the Friends of Lake Claremont (FOLC) cannot be underestimated. Their voluntary efforts to weed and plant contributes to native flora and fauna growth. The FOLC also partner with local high school students to assist, and in turn students get to learn about the environment and contribute to the community.

2021/2022 saw the continuation of the annual planting of native seedlings at Lake Claremont. Key planting areas included Ballaruk Bushland, McKenzie Bushland and Shenton Place. Fox control has been successful with the removal of a feral fox and cubs.

While sustaining the native flora and fauna is key to conserving this wetland, the broader Lake area is an important place for the community to enjoy, contemplate and recreate. To support this, the Nature Play area in Lake Claremont north of Stirling Road was completed, with the addition of a new slide. Path upgrades around the Lake were completed.

Each spring, the Town celebrates the Lake area with a free community event tailored to environmental promotion and education. In 2021/2022 this outdoor event at the Lake

attracted 1200 people who enjoyed many activities, games, workshops and demonstrations including nature craft and wildlife encounters.

SWAN RIVER FORESHORE

This was also the first year of the Town implementing the Sand Management Plan at the foreshore. 1500 local native sedge/rush tube stock species were planted between Jetty Road and the Claremont Yacht Club to control erosion and provide habitat for bird life.

In February 2022, Council adopted a Sand Management Plan to assist with erosion, and works commenced shortly after.



Aspirational outcome **Local prosperity**

STRATEGIC INITIATIVES

Our businesses are thriving and integrated into the life of the Claremont community, and the town centre is known as a premier visitor destination.

- I. Raise the profile of Claremont Town Centre as a visitor destination
- II. Plan for the development of attractive and thriving activity nodes to support local small businesses
- III. Support new and existing local small business and entrepreneurial activity





ST QUEN

MECCA COSMETICA

← Entry →

SABA

Free Telstra
Wi-Fi is here



I. **STRATEGIC INITIATIVE**

Raise the profile of Claremont Town Centre as a visitor destination

The Town works in consultation with the Claremont Town Centre Advisory Committee to develop an annual action plan. This Committee includes representatives from the business district and is part funded through the implementation of a specified area rate.

This annual action plan outlines the key strategies to be implemented over the course of the year that focuses on raising the profile of the town centre as a visitor destination.

The plan includes a marketing campaign and hardscape improvements to help create a welcoming and attractive shopping district, supporting local economic development.



Marketing and promotion

Through its expanding social media coverage, numerous events, and continued relationships with businesses in the Claremont Town Centre (CTC), the Town has seen many positive trends in its market position, brand awareness and greater recognition of Claremont as a retail centre of choice.

The concept of trails around the town centre explored the year prior were implemented again in October. Targeted at young families during school holidays, the trails encourage parents to visit the town centre, and by virtue of the fact they need to find elements along the trail, explore the town. The theme for this event was fairy tales, and young children were encouraged to dress up as their favourite book character.

The annual Christmas campaign 'Christmas in Claremont' involved street performers, a social media promotion and new Christmas lighting, decorations, and street banners.

CHRISTMAS IN CLAREMONT

11 & 12 December

Claremont Town Centre

A free family friendly Christmas festival was held in the town centre. This activation aimed to enhance the shopping and dining experience of the area during the lead up to Christmas, increase the foot traffic to local businesses and offer activities for families in Claremont and beyond.

Attendance goal: 200

Attendance achieved: Approx. 200

SOCIAL MEDIA

Social media content plans were developed weekly for the CTC Facebook and Instagram accounts. Content mainly consisted of businesses new to the town centre, activations/ events, special occasions and to support local messaging.

NUMBER OF FOLLOWERS

FACEBOOK

2,458
People

INSTAGRAM

1,995
People

AVERAGE REACH

2,226
People

NUMBER OF POSTS

FACEBOOK

83
Posts

INSTAGRAM

92
Posts

AVERAGE

87
Posts

TOTAL REACH

FACEBOOK

18.5K
People

INSTAGRAM

7.7K
People

AVERAGE

13.1K
People

INCREASE IN AUDIENCE

FACEBOOK

37
People

INSTAGRAM


-5
People

AVERAGE

16
People

AUDIENCE

FACEBOOK



● FEMALE
▨ MALE

INSTAGRAM



● FEMALE
▨ MALE



Night-time Activation Grants

A new initiative for 2021/2022 was the creation of the Night-time Activation Grants. The goal of this funding program was to provide seed funding to local business to promote their offerings through a night-time activation, and therefore encourage evening visitation.

Council budgeted \$100,000 in grant funds for the year. At year end, fifteen grants had been approved, at a total of \$86,905. Projects included: high energy aerobics classes, a wellness festival, and a DJ yoga session in the town square; an intimate dining experience in Old Theatre Lane; an immersive fashion runway show and beginners painting class in Maude Jackson Walk; and sustainable VIP styling sessions at Lemon Tree.

To complement the Night-time Activation Grants, the Town coordinated a number of night-time events.

WELCOME TO THE OTHERSIDE

January 26 to 24 February 2022

Town Square, Claremont

A pop-up outdoor eatery and bar offering an ambient place for the community to meet, and enjoy live contemporary music, an array of beverages and concierge food service from local restaurants.

Welcome to the Otherside was a collaboration between the Town of Claremont, Hawaiian — Claremont Quarter, Otherside Brewery — Triple 3, and Crafted Events. Welcome to the Otherside popped up in the town square for four weeks in summer.

Attendance goal: 6000

Attendance achieved: 4000+

NEON NIGHT TRAIL

22 & 23 April 2022

Claremont Town Centre

Neon Night Trail transformed the Claremont Town Centre into a luminous wonderland with light-based activities happening across two nights in the April school holidays.

Families were invited to grab a map and follow the trail around the town centre, stopping at a range of illuminated attractions along the way. At the centre of the trail were two impressive, five-metre-high glowing inflatables, jelly and berry designed by local artist Tim Meakins. Also along the trail was a silent night disco, live art mural, glow in the dark neon face painting, light projections, Leon the light changing Chameleon, roving entertainment and pop-up 'sweeteries'.

Local businesses were supported by being included on the trail map as pit stops, and in the social media campaign. Many businesses offered a special discount on the nights of the event. The event attracted over 4,000 people over the two nights.

Attendance goal: 1000 (across two nights)

Attendance achieved: 4000+

Other Town initiatives to support local businesses and encourage visitation to the town centre include the Scores on Doors program. Developed to support the food and beverage industry, this rating system demonstrates to potential customers that these businesses have received an outstanding food and safety rating by the Town's Environmental Health Officers, through the mandatory inspections conducted. In 2021/2022 the Town recorded 40 businesses with a 5-star rating.

II. STRATEGIC INITIATIVE

Plan for the development of attractive and thriving activity nodes to support small local businesses



TOWN CENTRE PRECINCT STRUCTURE PLAN

The Town completed and advertised its Draft Town Centre Precinct Structure Plan which provides a long-term vision for development of a transit-oriented activity centre. The Structure Plan builds on the existing centre and aims to achieve a balance between state and local planning objectives to accommodate between 900–1,300 new dwellings and 42,297–47,351m² retail and commercial floorspace to stimulate a day and night economy. The Structure Plan aims to facilitate this new development while at the same time maintaining the centre's village feel within 6-10 storey development sites in the central area which are setback from the lot boundaries above base level podiums running along the road frontages.

The Town reviewed over 50 public submissions on the Structure Plan and resolved to support the proposal with minor modifications and refer to the Western Australian Planning Commission for approval in June.

LOCAL PLANNING STRATEGY

The Town also completed a new Local Planning Strategy to guide development in the Town as a whole for the next 10–15 years and the review of the Local Planning Scheme. As with the Structure Plan, the Strategy aims to deliver a balance between state and local planning objectives through identifying appropriate areas for urban consolidation adjacent to railway stations, within centres and along transport corridors. Although the Town has already achieved its 1,300-density target set by the Western Australian Planning Commission by 2050, this is a minimum target, and the planning imperative is to optimise growth within these areas while at the same time respecting the heritage and tree canopy of the established single residential areas.

Council resolved in June to adopt the Strategy and seek approval from the Western Australian Planning Commission to publicly advertise the proposal.



III. STRATEGIC INITIATIVE

Support new and existing local small business and entrepreneurial activity

The Claremont Town Centre (CTC) project continued in 2021/2022 through the engagement of CTC business, promotion of retail activity, social media promotion and the holding of several events during the year to increase patronage and encourage residents and visitors to visit Claremont. This is achieved through the employment of a dedicated officer for the town centre, who liaises with new businesses and assists in promoting them through various avenues. In addition to creating marketing collateral and promoting the town centre, this officer acts as a triage for new businesses starting by directing them to appropriate contacts in the town.

The Town is committed to actively supporting small businesses and is recognised by the Small Business Development Corporation as a small business friendly local government. The Town pro-actively promoted the resources to the CTC business community via their monthly e-newsletter.

The Town is a Gold Member of the Western Suburbs Business Association which provides a platform for local businesses to access discounted rates to networking events, hosting and presentation opportunities plus introductions to key relevant stakeholders.

During the 2021/2022 period, businesses were featured in the quarterly 'Flourish' magazine, delivered to all households in Claremont. Content is focused on new businesses, specific precincts, activations and events in the town centre.

During the review of the Town's website we identified the need to consolidate the CTC external website into the Town's main website to create a single destination for all user groups. A consistent design will be applied, and it will be given its own identity. A Town Centre Guide will list all the CTC businesses and users will be able to filter by category.

Meet Claremont's newest businesses

Kamilé Gallery

The contemporary gallery space in Claremont was founded by Kamilé Burnside, an Australian-Lithuanian art dealer who is passionate to foster interest for art in others as well as provide a platform for artists to exhibit and sell their work. "There is so much local talent, I like to represent and showcase them and to allow others to appreciate their talent" said Kamilé. The gallery also offers a private in-home art curator service, which includes delivery and installation.



Stairs Restaurant

Wander up the stairs from St Quentin Avenue to find a modern and welcoming restaurant. Owned by three friends, the menu is designed around sharing platters that showcase WA produce and are all about keeping it local and fresh. "I like to buy fresh produce from the markets and create new dishes, keeping the menu exciting and seasonal," said owner Kendall McBeath. Open from 5pm Wednesday and Thursday, and from 11am Friday to Sunday. BYO, dog friendly and a great space for private functions and events.



Coal River Pantry

As you step into the Coal River Pantry, let yourself be transported to the Tasmania countryside. This pantry is chock full of delicious chocolates, cheese and specialty items. Each item is lovingly handmade by a passionate team of artisans in the Coal River Valley, Tasmania. "We are lucky to have some of Australia's best milk, cleanest water and air and some of the most fertile land in the country. It helps us make the highest quality award winning products," founder Daniel Leising said. "So many residents have visited us at our Farm in Tasmania, with many asking us to come to Perth. It's great we can now provide our products right at your doorstep."



Not only are MJ Creations stocking Perth shelves in IGA's, cafes and grocers, they are also Perth Royal Show winners and have a presence at the Freshies Farmers Market. If that isn't enough, they also donate job-safe standard products to Marina, a charitable organisation providing hope and dignity to the hungry, disadvantaged and underprivileged community in Perth. While they are predominantly wholesalers, they do create celebration cakes or large orders of slices for retail sale. This Easter and Mother's Day keep your eye out for their specialty cupcakes.

Visit MJ Creations on Facebook for list of stockists or to contact Helen for a private order.

Local Business Spotlight

MJ Creations Simply great cakes!

Hidden from street level under Old Theatre Lane, MJ Creations is described as Claremont's secret little bakery.

Helen Hacking has owned and operated the business for 22 years, starting at 4am every day with her team of six, to create over 1,000 individual cakes and slices each day. All the slices and bar cakes are made using the best local produce including free range eggs and locally produced honey.

"MJ Creations have a core line of slices and bar cakes, but Helen likes to create specialty lines, "gaining inspiration by what is currently trending around the world and adjusting the flavours to create something unique."

Other times they come to her out of the blue. "It can be vacuating, and a new flavour combination will just come to me, and I can't wait to trial it," she said.



National recognition for our local IGA

The IGA Claremont branch has been named the Best Local Produce Supplier in the Perth region for the 12th year. The award is presented annually to the retailer that has the highest percentage of locally sourced produce in its range. The IGA Claremont branch has consistently achieved this accolade since 2010. The award is presented by the Western Australian Government and the IGA Group. The IGA Claremont branch has a long history of supporting local producers and has been instrumental in the growth of the local food industry. The branch has a dedicated team of staff who work hard to ensure that all the produce is fresh and of the highest quality. The branch also offers a range of services to its customers, including home delivery and click and collect. The award is a testament to the branch's commitment to its community and its dedication to providing the best possible shopping experience for its customers.

Zenith Music - a Claremont Icon

Zenith Music has been a Claremont icon for over 40 years. The store has a long history of supporting local musicians and has been instrumental in the growth of the local music industry. The store has a dedicated team of staff who work hard to ensure that all the music is fresh and of the highest quality. The store also offers a range of services to its customers, including home delivery and click and collect. The store is a testament to the community's support for local businesses and its dedication to providing the best possible shopping experience for its customers.

Meet Claremont's newest businesses

Blackbird Creations
A local business that specializes in creating custom-made clothing and accessories. The business is run by a team of talented designers and makers who use high-quality materials and traditional techniques to create unique pieces. The business has a long history of supporting local producers and has been instrumental in the growth of the local fashion industry. The business offers a range of services to its customers, including home delivery and click and collect. The business is a testament to the community's support for local businesses and its dedication to providing the best possible shopping experience for its customers.

The Eagle Coat
A local business that specializes in creating custom-made coats. The business is run by a team of talented designers and makers who use high-quality materials and traditional techniques to create unique pieces. The business has a long history of supporting local producers and has been instrumental in the growth of the local fashion industry. The business offers a range of services to its customers, including home delivery and click and collect. The business is a testament to the community's support for local businesses and its dedication to providing the best possible shopping experience for its customers.

Dejazo
A local business that specializes in creating custom-made breads and pastries. The business is run by a team of talented bakers who use high-quality ingredients and traditional techniques to create delicious treats. The business has a long history of supporting local producers and has been instrumental in the growth of the local food industry. The business offers a range of services to its customers, including home delivery and click and collect. The business is a testament to the community's support for local businesses and its dedication to providing the best possible shopping experience for its customers.

Swanbourne Local Centre Planning Study Update
A report that outlines the future development of the Swanbourne shopping centre. The report includes a range of recommendations for the future of the centre, including the construction of a new bridge, the renovation of existing buildings, and the creation of new public spaces. The report is a testament to the community's support for local businesses and its dedication to providing the best possible shopping experience for its customers.

New kids on the Swanny block

Swanbourne is now home to the newest wine bar in the Western Suburbs, Vinotto Bar. And they're not the only new business that has popped up along the Swanbourne railway shopping strip. It's time to meet some of the new kids on the block and find out why they chose Swanny as their stomping ground.

Vinotto Wine Bar

Lot 27/137 Claremont Crescent

Vinotto opened its doors in late March and has been pumping since then, from Wednesday right through the weekend. This cozy little bar features a stellar wine list with delicious small plates that pair to perfection - think wagyu tatare, cured hiramasa and house made flatbreads made-to-order. No need to book, stop by for a mid-week pick me up or a weekend afternoon sampling some fabulous Euro drops.

Why Swanny? The precinct has such a great community vibe about it, thanks to the shops nearby and the locals in the area. We all started working here together (The Daily Espresso Bar) so it also felt so familiar coming back.



Calico & Ivy

Shop 4/111 Claremont Crescent

The 'teenagers' on the block, Calico & Ivy opened their new Swanbourne home in December 2021. The fabric and yarn shop is an emporium of all things creative. It has the most unique and incredible range of fabric, yarns, threads, notions, patterns, clothing and homewares and is one not to be missed for the sewing and crafting extraordinaires.

Why Swanny? We have always loved the Swanbourne strip. There is great community spirit around and we feel that we add a splash of colour and creativity to the neighbourhood!



Congdon Street Bridge Update

The state government has recently announced that the Congdon Street Bridge will be reconstructed in its present location. During construction, a temporary traffic bridge will be provided so that there is minimal disruption to businesses and the community.

Swanbourne Local Centre Planning Study Update

The Town has considered submissions on its planning study for the Swanbourne shopping centre. Council have supported further work to guide the future development of the centre.

Even with the new kids on the block, the regular neighbours are still there to serve the community. Including the 'grandparents' of the block, Carl's Gents Hairdresser and Murphy's Electrical Co, as well as Uppenhand, Swanbourne Market, Merchants of Swanbourne, Cup & Co, Frokk, The Pizza Lounge, Post Office, Christine's Hair and Beauty, Swanbourne Fish Bar and Liquorbarons Swanbourne, making a fabulous neighbourhood street party!

Dejazo

123 Claremont Crescent

Yes, you've heard the name before. This delicious artisan bakery can be found in Mt Hawthorn and Duncraig and has now chosen Swanbourne as their newest location. Dejazo has everything you need; not only can you pick up bakery products and a coffee, they also offer divine ready-to-go dinners for the family and their famous homemade gelatos with all their products made from farm direct milk, collected twice a week and available to purchase.

Why Swanny? For us, the best part is repeat customers who become friends, and Swanbourne is that. It's a local community that supports the local businesses.





Financials

TOWN OF CLAREMONT FINANCIAL REPORT FOR THE YEAR ENDED 30 JUNE 2022

Certification of Financial Report	F.2
Statement of Comprehensive Income by Nature or Type	F.3
Statement of Financial Position	F.4
Statement of Changes in Equity	F.5
Statement of Cash Flows	F.6
Rate Setting Statement	F.7
Index of Notes to the Financial Report	F.8
Independent Auditor's Report	F.50

**TOWN OF CLAREMONT
FINANCIAL REPORT
FOR THE YEAR ENDED 30 JUNE 2022**

*Local Government Act 1995
Local Government (Financial Management) Regulations 1996*

STATEMENT BY CHIEF EXECUTIVE OFFICER

The attached financial report of the Town of Claremont for the financial year ended 30 June 2022 is based on proper accounts and records to present fairly the financial position of the Town of Claremont at 30 June 2022 and the results of the operations for the financial year then ended in accordance with the Local Government Act 1995 and, to the extent that they are not inconsistent with the Act, the Australian Accounting Standards.

Signed on the 9th day of March 2023



Chief Executive Officer

Elizabeth Ledger

Name of Chief Executive Officer



TOWN OF CLAREMONT
STATEMENT OF COMPREHENSIVE INCOME
BY NATURE OR TYPE
FOR THE YEAR ENDED 30 JUNE 2022

	NOTE	2022 Actual	2022 Budget	2021 Actual
		\$	\$	\$
Revenue				
Rates	23(a),2(a)	15,041,910	15,045,903	14,876,715
Operating grants, subsidies and contributions	2(a)	793,847	361,159	377,356
Fees and charges	22(c),2(a)	4,057,792	3,435,568	3,264,651
Interest earnings	2(a)	228,757	228,023	336,158
Other revenue	2(a)	519,686	471,729	444,688
		20,641,992	19,542,382	19,299,568
Expenses				
Employee costs		(7,886,359)	(7,795,898)	(6,964,845)
Materials and contracts		(6,739,291)	(7,069,942)	(5,935,130)
Utility charges		(545,621)	(520,626)	(512,158)
Depreciation	10(a)	(3,436,940)	(3,218,603)	(3,186,599)
Finance costs	2(b)	(373,044)	(388,581)	(357,206)
Insurance		(243,119)	(222,604)	(198,955)
Other expenditure	2(b)	(282,002)	(238,779)	(359,617)
		(19,506,376)	(19,455,033)	(17,514,510)
		1,135,616	87,349	1,785,058
Capital grants, subsidies and contributions	2(a)	2,551,769	2,698,407	269,719
Profit on asset disposals	10(b)	66,247	52,677	43,225
Loss on asset disposals	10(b)	0	0	(37,677)
Share of net profit of associates accounted for using the equity method	19	(61,696)	0	(83,459)
		2,556,320	2,751,084	191,808
Net result for the period	22(b)	3,691,936	2,838,433	1,976,866
Other comprehensive income for the period				
<i>Items that will not be reclassified subsequently to profit or loss</i>				
Changes in asset revaluation surplus	16	39,042,782	0	(669,987)
Total other comprehensive income for the period	16	39,042,782	0	(669,987)
Total comprehensive income for the period		42,734,718	2,838,433	1,306,879

This statement is to be read in conjunction with the accompanying notes.



**TOWN OF CLAREMONT
STATEMENT OF FINANCIAL POSITION
AS AT 30 JUNE 2022**

	NOTE	2022	2021
		\$	\$
CURRENT ASSETS			
Cash and cash equivalents	3	15,959,464	5,842,347
Trade and other receivables	5	2,095,110	1,192,104
Other financial assets	4(a)	2,006,894	14,080,807
Inventories	6	35,372	5,664
Other assets	7	199,401	53,285
TOTAL CURRENT ASSETS		20,296,241	21,174,207
NON-CURRENT ASSETS			
Trade and other receivables	5	347,345	332,900
Investment in associate	19(a)	632,550	694,246
Property, plant and equipment	8	121,729,597	80,589,793
Infrastructure	9	46,540,615	45,628,427
Right-of-use assets	11(a)	160,853	4,942
TOTAL NON-CURRENT ASSETS		169,410,960	127,250,308
TOTAL ASSETS		189,707,201	148,424,515
CURRENT LIABILITIES			
Trade and other payables	12	3,012,356	4,138,324
Other liabilities	13	195,619	355,647
Lease liabilities	11(b)	57,435	4,942
Borrowings	14	2,727,098	465,646
Employee related provisions	15	1,354,328	1,138,128
TOTAL CURRENT LIABILITIES		7,346,836	6,102,687
NON-CURRENT LIABILITIES			
Lease liabilities	11(b)	103,627	0
Borrowings	14	5,415,292	8,142,390
Employee related provisions	15	127,205	199,917
TOTAL NON-CURRENT LIABILITIES		5,646,124	8,342,307
TOTAL LIABILITIES		12,992,960	14,444,994
NET ASSETS		176,714,241	133,979,521
EQUITY			
Retained surplus		60,787,089	57,806,459
Reserve accounts	26	13,392,114	12,680,806
Revaluation surplus	16	102,535,038	63,492,256
TOTAL EQUITY		176,714,241	133,979,521

This statement is to be read in conjunction with the accompanying notes.



**TOWN OF CLAREMONT
STATEMENT OF CHANGES IN EQUITY
FOR THE YEAR ENDED 30 JUNE 2022**

	NOTE	RETAINED SURPLUS \$	RESERVE ACCOUNTS \$	REVALUATION SURPLUS \$	TOTAL EQUITY \$
Balance as at 1 July 2020		55,644,391	12,866,008	64,162,243	132,672,642
Comprehensive income for the period					
Net result for the period		1,976,866	0	0	1,976,866
Other comprehensive income for the period		0	0	(669,987)	(669,987)
Total comprehensive income for the period		1,976,866	0	(669,987)	1,306,879
Transfers from reserves		2,180,522	(2,180,522)	0	0
Transfers to reserves		(1,995,320)	1,995,320	0	0
Balance as at 30 June 2021		57,806,459	12,680,806	63,492,256	133,979,521
Comprehensive income for the period					
Net result for the period		3,691,936	0	0	3,691,936
Other comprehensive income for the period	16	0	0	39,042,782	39,042,782
Total comprehensive income for the period		3,691,936	0	39,042,782	42,734,718
Transfers from reserves	26	863,708	(863,708)	0	0
Transfers to reserves	26	(1,575,016)	1,575,016	0	0
Balance as at 30 June 2022		60,787,089	13,392,114	102,535,038	176,714,241

This statement is to be read in conjunction with the accompanying notes.

**TOWN OF CLAREMONT
STATEMENT OF CASH FLOWS
FOR THE YEAR ENDED 30 JUNE 2022**

	NOTE	2022 Actual \$	2022 Budget \$	2021 Actual \$
CASH FLOWS FROM OPERATING ACTIVITIES				
Receipts				
Rates		15,104,871	15,145,393	14,962,391
Operating grants, subsidies and contributions		47,020	188,154	1,116,005
Fees and charges		3,836,044	3,059,163	3,264,651
Interest received		228,757	301,033	336,158
Goods and services tax received		(89)	482,518	0
Other revenue		519,686	415,750	444,688
		19,736,288	19,592,011	20,123,893
Payments				
Employee costs		(7,706,866)	(7,562,134)	(7,121,526)
Materials and contracts		(8,088,836)	(6,942,160)	(4,655,812)
Utility charges		(545,621)	(486,637)	(512,158)
Finance costs		(373,044)	(308,372)	(356,350)
Insurance paid		(243,119)	(259,512)	(198,955)
Goods and services tax paid		0	(482,518)	35,751
Other expenditure		(282,002)	(665,019)	(359,619)
		(17,239,488)	(16,706,352)	(13,168,669)
Net cash provided by (used in) operating activities	17(b)	2,496,800	2,885,659	6,955,224
CASH FLOWS FROM INVESTING ACTIVITIES				
Payments for purchase of property, plant & equipment	8(a)	(3,194,039)	(3,738,222)	(3,122,662)
Payments for construction of infrastructure	9(a)	(3,242,603)	(3,941,246)	(2,025,497)
Non-operating grants, subsidies and contributions		2,391,741	2,698,407	269,719
Proceeds from financial assets at amortised cost - term deposits		12,073,913	0	(1,216,662)
Proceeds from sale of property, plant & equipment	10(b)	105,227	172,211	136,682
Net cash provided by (used in) investing activities		8,134,239	(4,808,850)	(5,958,420)
CASH FLOWS FROM FINANCING ACTIVITIES				
Repayment of borrowings	25(a)	(465,646)	(465,646)	(1,895,206)
Payments for principal portion of lease liabilities	25(b)	(48,276)	(116,460)	(24,744)
Net cash provided by (used in) financing activities		(513,922)	(582,106)	(1,919,950)
Net increase (decrease) in cash held		10,117,117	(2,505,297)	(923,146)
Cash at beginning of year		5,842,347	15,926,114	6,765,493
Cash and cash equivalents at the end of the year	17(a)	15,959,464	13,420,817	5,842,347

This statement is to be read in conjunction with the accompanying notes.

**TOWN OF CLAREMONT
RATE SETTING STATEMENT
FOR THE YEAR ENDED 30 JUNE 2022**

	NOTE	2022 Actual \$	2022 Budget \$	2021 Actual \$
NET CURRENT ASSETS - At start of financial year - surplus/(deficit)	24(b)	2,861,302	2,861,302	4,202,455
OPERATING ACTIVITIES				
Revenue from operating activities (excluding general rate)				
Rates (excluding general rate)	23(b)	29,725	30,000	0
Operating grants, subsidies and contributions		793,847	361,159	377,356
Fees and charges		4,057,792	3,435,568	3,264,651
Interest earnings		228,757	228,023	336,158
Other revenue		519,686	471,729	444,688
Profit on asset disposals	10(b)	66,247	52,677	43,225
Share of net profit of associates and joint ventures accounted for using the equity method		(61,696)	0	(83,459)
		5,634,358	4,579,156	4,382,619
Expenditure from operating activities				
Employee costs		(7,886,359)	(7,795,898)	(6,964,845)
Materials and contracts		(6,739,291)	(7,069,942)	(5,935,130)
Utility charges		(545,621)	(520,626)	(512,158)
Depreciation		(3,436,940)	(3,218,603)	(3,186,599)
Finance costs		(373,044)	(388,581)	(357,206)
Insurance		(243,119)	(222,604)	(198,955)
Other expenditure		(282,002)	(238,779)	(359,617)
Loss on asset disposals	10(b)	0	0	(37,677)
		(19,506,376)	(19,455,033)	(17,552,187)
Non-cash amounts excluded from operating activities	24(a)	3,345,232	3,165,926	3,428,204
Amount attributable to operating activities		(10,526,786)	(11,709,951)	(9,741,364)
INVESTING ACTIVITIES				
Non-operating grants, subsidies and contributions		2,551,769	2,698,407	269,719
Proceeds from disposal of assets	10(b)	105,227	172,211	136,682
Purchase of property, plant and equipment	8(a)	(3,194,039)	(3,738,222)	(3,122,662)
Purchase and construction of infrastructure	9(a)	(3,242,603)	(3,941,246)	(2,025,497)
		(3,779,646)	(4,808,850)	(4,741,758)
Amount attributable to investing activities		(3,779,646)	(4,808,850)	(4,741,758)
FINANCING ACTIVITIES				
Repayment of borrowings	25(a)	(465,646)	(465,646)	(1,895,206)
Payments for principal portion of lease liabilities	25(b)	(48,276)	(116,460)	(24,744)
Transfers to reserves (restricted assets)	26	(1,575,016)	(1,525,547)	(1,995,320)
Transfers from reserves (restricted assets)	26	863,708	863,708	2,180,522
Amount attributable to financing activities		(1,225,230)	(1,243,945)	(1,734,748)
Surplus/(deficit) before imposition of general rates		(12,670,360)	(14,901,444)	(12,015,415)
Total amount raised from general rates	23(a)	15,012,185	15,015,903	14,876,715
Surplus/(deficit) after imposition of general rates	24(b)	2,341,825	114,459	2,861,302

This statement is to be read in conjunction with the accompanying notes.

**TOWN OF CLAREMONT
FOR THE YEAR ENDED 30 JUNE 2022
INDEX OF NOTES TO THE FINANCIAL REPORT**

Note 1	Basis of Preparation	F.9
Note 2	Revenue and Expenses	F.10
Note 3	Cash and Cash Equivalents	F.12
Note 4	Other Financial Assets	F.12
Note 5	Trade and Other Receivables	F.13
Note 6	Inventories	F.14
Note 7	Other Assets	F.15
Note 8	Property, Plant and Equipment	F.16
Note 9	Infrastructure	F.18
Note 10	Fixed Assets	F.20
Note 11	Leases	F.23
Note 12	Trade and Other Payables	F.25
Note 13	Other Liabilities	F.26
Note 14	Borrowings	F.27
Note 15	Employee Related Provisions	F.28
Note 16	Revaluation Surplus	F.29
Note 17	Notes to the Statement of Cash Flows	F.30
Note 18	Related Party Transactions	F.31
Note 19	Investment in Associates	F.33
Note 20	Financial Risk Management	F.35
Note 21	Other Significant Accounting Policies	F.39
Note 22	Function and Activity	F.40
Information required by legislation		
Note 23	Rating Information	F.43
Note 24	Rate Setting Statement Information	F.46
Note 25	Borrowing and Lease Liabilities	F.47
Note 26	Reserve accounts	F.49

**TOWN OF CLAREMONT
NOTES TO AND FORMING PART OF THE FINANCIAL REPORT
FOR THE YEAR ENDED 30 JUNE 2022**

1. BASIS OF PREPARATION

The financial report comprises general purpose financial statements which have been prepared in accordance with the *Local Government Act 1995* and accompanying regulations.

Local Government Act 1995 requirements

Section 6.4(2) of the *Local Government Act 1995* read with the *Local Government (Financial Management) Regulations 1996* prescribe that the financial report be prepared in accordance with the *Local Government Act 1995* and, to the extent that they are not inconsistent with the Act, the Australian Accounting Standards.

The Australian Accounting Standards (as they apply to local governments and not-for-profit entities) and interpretations of the Australian Accounting Standards Board were applied where no inconsistencies exist.

The *Local Government (Financial Management) Regulations 1996* specify that vested land is a right-of-use asset to be measured at cost, and is considered a zero cost concessionary lease. All right-of-use assets under zero cost concessionary leases are measured at zero cost rather than at fair value, except for vested improvements on concessionary land leases such as roads, buildings or other infrastructure which continue to be reported at fair value, as opposed to the vested land which is measured at zero cost. The measurement of vested improvements at fair value is a departure from AASB 16 which would have required the Town to measure any vested improvements at zero cost.

Accounting policies which have been adopted in the preparation of this financial report have been consistently applied unless stated otherwise. Except for cash flow and rate setting information, the financial report has been prepared on the accrual basis and is based on historical costs, modified, where applicable, by the measurement at fair value of selected non-current assets, financial assets and liabilities.

The local government reporting entity

All funds through which the Town controls resources to carry on its functions have been included in the financial statements forming part of this financial report.

Judgements and estimates

The preparation of a financial report in conformity with Australian Accounting Standards requires management to make judgements, estimates and assumptions that effect the application of policies and reported amounts of assets and liabilities, income and expenses.

The estimates and associated assumptions are based on historical experience and various other factors that are believed to be reasonable under the circumstances; the results of which form the basis of making the judgements about carrying values of assets and liabilities that are not readily apparent from other sources. Actual results may differ from these estimates.

The balances, transactions and disclosures impacted by accounting estimates are as follows:

- estimated fair value of certain financial assets
- impairment of financial assets
- estimation of fair values of land and buildings, and infrastructure
- estimation uncertainties made in relation to lease accounting.

**TOWN OF CLAREMONT
NOTES TO AND FORMING PART OF THE FINANCIAL REPORT
FOR THE YEAR ENDED 30 JUNE 2022**

2. REVENUE AND EXPENSES

(a) Revenue

Contracts with customers

Recognition of revenue is dependant on the source of revenue and the associated terms and conditions associated with each source of revenue and recognised as follows:

Revenue Category	Nature of goods and services	When obligations typically satisfied	Payment terms	Returns/Refunds/Warranties	Timing of revenue recognition
Grants, subsidies or contributions for the construction of non-financial assets.	Construction or acquisition of recognisable nonfinancial assets to be controlled by the local government	Over time	Fixed terms transfer of funds based on agreed milestones and reporting	Contract obligation if project not complete	Output method based on project milestones and / or completion date matched to performance obligations
Grants, subsidies or contributions for the maintenance of services, programs or events	Delivery of programs, events or maintenance of infrastructure within the Town.	Over time	Fixed terms transfer of funds based on agreed milestones and reporting	Contract obligation if project not complete	Output method based on project milestones and / or completion date matched to performance obligations
Fees and Charges - licences, registrations, approvals	Building, planning, development and animal management	Single point in time	Full payment prior to issue	None	On payment of the licence, registration or application
Fees and charges - pool inspections	Compliance safety check	Single point in time	Equal proportion based on equal annually fee	None	Upon issue of rates
Fees and charges - other inspections	Regulatory food, health and safety S	Single point in time	Full payment prior to inspection	None	Upon issue of invoice
Fees and charges - waste management	Kerbside collection service	Over time	Payment on an annual basis in advance	None	Upon issue of rates
Fees and charges - fines	Fines issued for breaches of local laws	Single point in time	Payment in full within defined time	None	When fine notice is paid
Other revenue - reimbursements	Insurance claims	Single point in time	Payment in arrears for claimable event	None	When claim is agreed
Reimbursement for utilities and other recoverable cost	Reimbursement for utilities and other recoverable costs	Single point in time	Payment in arrears for claimable event	None	Upon issue of invoice
Interest earnings	Interest earned on investment	Over time	Payment in arrears on investment maturity or monthly if at-call	None	When interest is paid

Consideration from contracts with customers is included in the transaction price.

Revenue Recognition

Revenue recognised during the year under each basis of recognition by nature or types of goods or services is provided in the table below:

For the year ended 30 June 2022

Nature or type	Contracts with customers	Capital grant/contributions	Statutory Requirements	Other	Total
	\$	\$	\$	\$	\$
Rates			15,041,910		15,041,910
Operating grants, subsidies and contributions	169,847			624,000	793,847
Fees and charges	740,046		511,196	2,806,550	4,057,792
Interest earnings	80,500		148,257		228,757
Other revenue	268,765			250,920	519,685
Non-operating grants, subsidies and contributions		2,551,769			2,551,769
Total	1,259,158	2,551,769	15,701,363	3,681,470	23,193,760

For the year ended 30 June 2021

Nature or type	Contracts with customers	Capital grant/contributions	Statutory Requirements	Other	Total
	\$	\$	\$	\$	\$
Rates			14,876,715		14,876,715
Operating grants, subsidies and contributions	377,356				377,356
Fees and charges	640,245		367,098	2,257,308	3,264,651
Interest earnings	173,729		162,429		336,158
Other revenue	42,533			402,155	444,688
Non-operating grants, subsidies and contributions		269,719			269,719
Total	1,233,863	269,719	15,406,242	2,659,463	19,569,287

**TOWN OF CLAREMONT
NOTES TO AND FORMING PART OF THE FINANCIAL REPORT
FOR THE YEAR ENDED 30 JUNE 2022**

2. REVENUE AND EXPENSES (Continued)

	Note	2022 Actual	2022 Budget	2021 Actual
Interest earnings				
Interest on reserve funds		45,707	46,023	116,640
Rates instalment and penalty interest (refer Note 23(e))		148,257	155,000	162,429
Other interest earnings		34,793	27,000	57,089
		228,757	228,023	336,158
(b) Expenses				
Auditors remuneration				
- Audit of the Annual Financial Report		46,300	50,000	39,800
- Other services		3,000	10,000	3,000
		49,300	60,000	42,800
Finance costs				
Borrowings	25(a)	371,332	271,782	357,206
Lease liabilities	25(b)	1,712	0	0
		373,044	271,782	357,206
Other expenditure				
Sundry expenses		282,002	238,779	359,617
		282,002	238,779	359,617

**TOWN OF CLAREMONT
NOTES TO AND FORMING PART OF THE FINANCIAL REPORT
FOR THE YEAR ENDED 30 JUNE 2022**

3. CASH AND CASH EQUIVALENTS

	2022	2021
	\$	\$
Cash at bank and on hand	15,959,464	3,842,347
Term deposits	0	2,000,000
Total cash and cash equivalents	15,959,464	5,842,347
Held as		
- Unrestricted cash and cash equivalents	4,574,244	7,242,348
- Restricted cash and cash equivalents	11,385,220	(1,400,001)
	15,959,464	5,842,347

SIGNIFICANT ACCOUNTING POLICIES

Cash and cash equivalents

Cash and cash equivalents include cash on hand, cash at bank, deposits available on demand with banks and other short term highly liquid investments with original maturities of three months or less that are readily convertible to known amounts of cash and which are subject to an insignificant risk of changes in value.

Bank overdrafts are reported as short term borrowings in current liabilities in the statement of financial position.

Term deposits are presented as cash equivalents if they have a maturity of three months or less from the date of acquisition and are repayable with 24 hours notice with no loss of interest.

Restricted financial assets

Restricted financial asset balances are not available for general use by the local government due to externally imposed restrictions. Restrictions are specified in an agreement, contract or legislation. This applies to reserves, unspent grants, subsidies and contributions and unspent loans that have not been fully expended in the manner specified by the contributor, legislation or loan agreement and for which no liability has been recognised.

Details of restrictions on financial assets can be found at Note 17.

4. OTHER FINANCIAL ASSETS

	2022	2021
	\$	\$
(a) Current assets		
Financial assets at amortised cost	2,006,894	14,080,807
	2,006,894	14,080,807
Other financial assets at amortised cost		
Term deposits	2,006,894	14,080,807
	2,006,894	14,080,807
Held as		
- Restricted other financial assets at amortised cost	2,006,894	14,080,807
	2,006,894	14,080,807

SIGNIFICANT ACCOUNTING POLICIES

Other financial assets at amortised cost

The Town classifies financial assets at amortised cost if both of the following criteria are met:

- the asset is held within a business model whose objective is to collect the contractual cashflows, and
- the contractual terms give rise to cash flows that are solely payments of principal and interest.

Fair values of financial assets at amortised cost are not materially different to their carrying amounts, since the interest receivable on those assets is either close to current market rates or the assets are of a short term nature. Non-current financial assets at amortised cost fair values are based on discounted cash flows using a current market rates. They are classified as level 2 fair values in the fair value hierarchy (see Note 21 (i)) due to the observable market rates.

Interest received is presented under cashflows from operating activities in the Statement of Cash Flows where it is earned from financial assets that are held for cash management purposes.

Financial assets at fair value through profit and loss

The Town classifies the following financial assets at fair value through profit and loss:

- debt investments which do not qualify for measurement at either amortised cost or fair value through other comprehensive income.
- equity investments which the Town has not elected to recognise fair value gains and losses through other comprehensive income.

Impairment and risk

Information regarding impairment and exposure to risk can be found at Note 20.

**TOWN OF CLAREMONT
NOTES TO AND FORMING PART OF THE FINANCIAL REPORT
FOR THE YEAR ENDED 30 JUNE 2022**

5. TRADE AND OTHER RECEIVABLES

	Note	2022 \$	2021 \$
Current			
Rates receivable		155,989	215,056
Trade and other receivables		1,266,904	172,489
GST receivable		0	(89)
LSL owed from other Local Governments	15	43,830	0
Fines receivable - Gross		586,981	0
Fines receivable - provision for doubtful debts		(365,233)	0
Underground Power & Pensioner/Senior rebate receivables		406,639	804,648
		<u>2,095,110</u>	<u>1,192,104</u>
Non-current			
Pensioner's rates and ESL deferred		340,754	332,900
LSL owed from other Local Governments		6,591	0
		<u>347,345</u>	<u>332,900</u>

SIGNIFICANT ACCOUNTING POLICIES

Trade and other receivables

Trade and other receivables include amounts due from ratepayers for unpaid rates and service charges and other amounts due from third parties for grants, contributions, reimbursements, and goods sold and services performed in the ordinary course of business.

Trade and other receivables are recognised initially at the amount of consideration that is unconditional, unless they contain significant financing components, when they are recognised at fair value.

Impairment and risk exposure

Information about the impairment of trade receivables and their exposure to credit risk and interest rate risk can be found in Note 20.

Classification and subsequent measurement

Receivables which are generally due for settlement within 30 days except rates receivables which are expected to be collected within 12 months are classified as current assets. All other receivables such as, deferred pensioner rates receivable after the end of the reporting period are classified as non-current assets.

Trade and other receivables are held with the objective to collect the contractual cashflows and therefore the Town measures them subsequently at amortised cost using the effective interest rate method.

Due to the short term nature of current receivables, their carrying amount is considered to be the same as their fair value. Non-current receivables are indexed to inflation, any difference between the face value and fair value is considered immaterial.

**TOWN OF CLAREMONT
NOTES TO AND FORMING PART OF THE FINANCIAL REPORT
FOR THE YEAR ENDED 30 JUNE 2022**

6. INVENTORIES

Note	2022	2021
Current	\$	\$
Aquatic Centre Pool Shop	30,314	5,664
Aquatic Centre Café	5,058	0
	35,372	5,664

The following movements in inventories occurred during the year:

Balance at beginning of year	5,664	137,925
Inventories expensed during the year	(77,714)	(186,580)
Additions to inventory	107,422	54,319
Balance at end of year	35,372	5,664

SIGNIFICANT ACCOUNTING POLICIES

General

Inventories are measured at the lower of cost and net realisable value.

Net realisable value is the estimated selling price in the ordinary course of business less the estimated costs of completion and the estimated costs necessary to make the sale.

**TOWN OF CLAREMONT
NOTES TO AND FORMING PART OF THE FINANCIAL REPORT
FOR THE YEAR ENDED 30 JUNE 2022**

7. OTHER ASSETS

	2022	2021
	\$	\$
Other assets - current		
Prepayments	24,820	0
Accrued income	63,142	53,285
Contract assets	111,439	0
	199,401	53,285

SIGNIFICANT ACCOUNTING POLICIES

Other current assets

Other non-financial assets include prepayments which represent payments in advance of receipt of goods or services or that part of expenditure made in one accounting period covering a term extending beyond that period.

Contract assets

Contract assets primarily relate to the Town's right to consideration for work completed but not billed at the end of the period.

**TOWN OF CLAREMONT
NOTES TO AND FORMING PART OF THE FINANCIAL REPORT
FOR THE YEAR ENDED 30 JUNE 2022**

8. PROPERTY, PLANT AND EQUIPMENT

(a) Movements in Balances

Movement in the balances of each class of property, plant and equipment between the beginning and the end of the current financial year.

	Note	Land	Buildings - non-specialised	Buildings - specialised	Total land and buildings	Furniture and equipment	Plant and equipment - Minor	Plant and equipment - Major	Electronic Equipment	Motor Vehicles	Work in Progress	Total property, plant and equipment
		\$	\$	\$	\$	\$	\$	\$	\$	\$	\$	\$
Balance at 1 July 2020		52,482,471	1,011,717	24,243,480	77,737,668	205,322	488,740	31,034	329,975	323,926	151,726	79,268,391
Additions		78,390	5,400	2,491,571	2,575,361	0	32,263	95,256	175,238	192,692	51,852	3,122,662
Disposals		0	0	0	0	0	0	0	(37,593)	(93,541)	0	(131,134)
Revaluation increments / (decrements) transferred to revaluation surplus				(669,987)	(669,987)							(669,987)
Depreciation	10(a)		(16,279)	(504,552)	(520,831)	(45,816)	(184,240)	(12,714)	(161,992)	(74,546)	0	(1,000,139)
Transfers			151,726	151,726	151,726						(151,726)	0
Balance at 30 June 2021		52,560,861	1,000,838	25,712,238	79,273,937	159,506	336,763	113,576	305,628	348,531	51,862	80,589,793
Comprises:												
Gross balance amount at 30 June 2021		52,560,861	1,072,200	27,690,087	81,323,148	391,817	977,579	177,213	904,094	474,133	51,862	84,299,836
Accumulated depreciation at 30 June 2021		0	(71,362)	(1,977,849)	(2,049,211)	(232,311)	(640,816)	(63,637)	(598,466)	(125,602)	0	(3,710,043)
Balance at 30 June 2021		52,560,861	1,000,838	25,712,238	79,273,937	159,506	336,763	113,576	305,628	348,531	51,862	80,589,793
Additions		0	7,515	2,552,111	2,559,626	0	113,169	429	374,213	120,959	25,643	3,194,039
Disposals		0	0	0	0	0	0	0	0	(38,960)	0	(38,960)
Revaluation increments / (decrements) transferred to revaluation surplus		42,734,139	(36,424)	(3,654,933)	39,042,782							39,042,782
Depreciation	10(a)	0	(21,929)	(568,022)	(589,951)	(48,067)	(109,993)	(21,864)	(189,735)	(98,427)	(51,852)	(1,058,037)
Transfers				51,852	51,852						(51,852)	0
Balance at 30 June 2022		95,295,000	950,000	24,093,246	120,338,246	111,439	339,939	92,141	490,106	332,083	25,643	121,729,597
Comprises:												
Gross balance amount at 30 June 2022		95,295,000	950,000	24,093,246	120,338,246	391,817	1,090,747	114,005	1,278,307	532,512	25,643	123,771,277
Accumulated depreciation at 30 June 2022		0	0	0	(280,378)	(750,808)	(21,864)	(788,201)	(788,201)	(200,429)	0	(2,041,680)
Balance at 30 June 2022		95,295,000	950,000	24,093,246	120,338,246	111,439	339,939	92,141	490,106	332,083	25,643	121,729,597

**TOWN OF CLAREMONT
NOTES TO AND FORMING PART OF THE FINANCIAL REPORT
FOR THE YEAR ENDED 30 JUNE 2022**

8. PROPERTY, PLANT AND EQUIPMENT (Continued)

(b) Carrying Value Measurements

Asset Class	Fair Value Hierarchy	Valuation Technique	Basis of Valuation	Date of Last Valuation	Inputs Used
(i) Fair Value					
Land and buildings					
Land	2 3	Market approach using recent observable or estimated data for similar properties	Independent Valuation	June 2022	While the unit rates based on square metres could be supported from market evidence (level 2) other inputs such as zoning, restrictions, accessibility (level 3) required extensive professional judgement and impacted significantly on the final determination.
Buildings - non-specialised	2	Market approach using recent observable or estimated data for similar properties	Independent Valuation	June 2022	Market or estimated price per square metre
Buildings - specialised	3	Market approach using recent observable or estimated data for similar properties	Independent Valuation	June 2022	This required estimating the replacement cost for each building by componentising the buildings into significant parts with different useful lives and talking into account a range of factors. Other inputs such as residual value, useful life, pattern of consumption and asset condition required extensive professional judgement and impacted significantly on the final determination.
Level 3 inputs are based on assumptions with regards to future values and patterns of consumption utilising current information. If the basis of these assumptions were varied, they have the potential to result in a significantly higher or lower fair value measurement.					
During the period there were no changes in the valuation techniques used by the local government to determine the fair value of property, plant and equipment using either level 2 or level 3 inputs.					
(ii) Cost					
Furniture and equipment		Cost	Cost	N/A	Cost
Plant and equipment		Cost	Cost	N/A	Cost
Motor Vehicles		Cost	Cost	N/A	Cost
Electronic Equipment		Cost	Cost	N/A	Cost

TOWN OF CLAREMONT
NOTES TO AND FORMING PART OF THE FINANCIAL REPORT
FOR THE YEAR ENDED 30 JUNE 2022

9. INFRASTRUCTURE

(a) Movements in Balances

Movement in the balances of each class of Infrastructure between the beginning and the end of the current financial year.

Note	Infrastructure - roads	Infrastructure - footpaths	Infrastructure - drainage	Infrastructure - parks and reserves	Infrastructure - car parks	Infrastructure - street furniture	Infrastructure - streetlights	Infrastructure - artefacts	Infrastructure - public art collection	Leasehold improvements - Infrastructure	Total Infrastructure
Balance at 1 July 2020	\$ 18,676,637	\$ 13,857,176	\$ 4,555,553	\$ 4,331,193	\$ 1,472,759	\$ 822,665	\$ 349,787	\$ 1,288,000	\$ 400,878	\$ 0	\$ 45,764,648
Additions	1,417,952	359,062	0	210,182	0	38,301	0	0	0	0	2,025,497
Depreciation	(1,159,243)	(508,884)	(55,988)	(275,030)	(88,608)	(38,051)	(25,572)	0	(10,332)	0	(2,161,718)
Balance at 30 June 2021	18,935,346	13,707,354	4,499,565	4,266,345	1,384,151	822,915	324,215	1,288,000	390,546	0	45,628,427
Comprises:											
Gross balance at 30 June 2021	22,219,407	15,203,332	4,666,123	5,077,512	1,649,328	935,499	400,306	1,288,000	421,423	0	51,870,930
Accumulated depreciation at 30 June 2021	(3,284,061)	(1,495,978)	(166,568)	(811,167)	(265,177)	(112,584)	(76,091)	0	(30,877)	0	(6,242,503)
Balance at 30 June 2021	18,935,346	13,707,354	4,499,555	4,266,345	1,384,151	822,915	324,215	1,288,000	390,546	0	45,628,427
Additions	1,015,140	1,024,452	86,405	435,631	589,908	18,694	0	0	43,004	29,369	3,242,603
Depreciation	(1,194,371)	(524,571)	(54,402)	(376,941)	(92,458)	(49,617)	(26,455)	0	(10,861)	(739)	(2,330,415)
Balance at 30 June 2022	18,756,115	14,207,235	4,531,558	4,325,035	1,881,601	791,992	297,760	1,288,000	422,689	28,630	46,540,615
Comprises:											
Gross balance at 30 June 2022	23,234,547	16,227,784	4,752,528	5,513,143	2,239,236	954,193	400,306	1,288,000	464,427	29,369	55,113,533
Accumulated depreciation at 30 June 2022	(4,478,432)	(2,020,549)	(220,970)	(1,188,108)	(357,635)	(162,201)	(102,546)	0	(41,738)	(739)	(8,572,918)
Balance at 30 June 2022	18,756,115	14,207,235	4,531,558	4,325,035	1,881,601	791,992	297,760	1,288,000	422,689	28,630	46,540,615

**TOWN OF CLAREMONT
NOTES TO AND FORMING PART OF THE FINANCIAL REPORT
FOR THE YEAR ENDED 30 JUNE 2022**

9. INFRASTRUCTURE (Continued)

(b) Carrying Value Measurements

Fair Value	Asset Class	Fair Value Hierarchy	Valuation Technique	Basis of Valuation	Date of Last Valuation	Inputs Used
	Infrastructure - roads	3	Cost approach using depreciated replacement cost	Management Valuation	June 2018	Construction costs and current condition (Level 2), residual values and remaining useful life assessments (Level 3) inputs
	Infrastructure - footpaths	3	Cost approach using depreciated replacement cost	Management Valuation	June 2018	Construction costs and current condition (Level 2), residual values and remaining useful life assessments (Level 3) inputs
	Infrastructure - drainage	3	Cost approach using depreciated replacement cost	Management Valuation	June 2018	Construction costs and current condition (Level 2), residual values and remaining useful life assessments (Level 3) inputs
	Infrastructure - parks and reserves	3	Cost approach using depreciated replacement cost	Management Valuation	June 2018	Construction costs and current condition (Level 2), residual values and remaining useful life assessments (Level 3) inputs
	Infrastructure - car parks	3	Cost approach using depreciated replacement cost	Management Valuation	June 2018	Construction costs and current condition (Level 2), residual values and remaining useful life assessments (Level 3) inputs
	Infrastructure - street furniture	3	Cost approach using depreciated replacement cost	Management Valuation	June 2018	Construction costs and current condition (Level 2), residual values and remaining useful life assessments (Level 3) inputs
	Infrastructure - streetlights	3	Cost approach using depreciated replacement cost	Management Valuation	June 2018	Construction costs and current condition (Level 2), residual values and remaining useful life assessments (Level 3) inputs
	Infrastructure - artefacts	3	Market approach using recent observable market data for similar assets	Independent Valuer	June 2018	Market price per item
	Infrastructure - public art collection	3	Cost approach using depreciated replacement cost	Management Valuation	June 2018	Construction costs and current condition (Level 2), residual values and remaining useful life assessments (Level 3) inputs

Level 3 inputs are based on assumptions with regards to future values and patterns of consumption utilising current information. If the basis of these assumptions were varied, they have the potential to result in a significantly higher or lower fair value measurement.

During the period there were no changes in the valuation techniques used to determine the fair value of infrastructure using level 3 inputs.

**TOWN OF CLAREMONT
NOTES TO AND FORMING PART OF THE FINANCIAL REPORT
FOR THE YEAR ENDED 30 JUNE 2022**

10. FIXED ASSETS**(a) Depreciation**

	Note	2022 Actual \$	2022 Budget \$	2021 Actual \$
Buildings - non-specialised	8(a)	21,929	26,172	16,279
Buildings - specialised	8(a)	568,022	423,292	504,552
Furniture and equipment	8(a)	48,067	45,816	45,816
Plant and equipment - Minor	8(a)	109,993	274,509	184,240
Plant and equipment - Major	8(a)	21,864	0	12,714
Electronic Equipment	8(a)	189,735	188,736	161,992
Motor Vehicles	8(a)	98,427	0	74,546
Infrastructure - roads	9(a)	1,194,371	1,979,354	1,159,243
Infrastructure - footpaths	9(a)	524,571		508,884
Infrastructure - drainage	9(a)	54,402		55,998
Infrastructure - parks and reserves	9(a)	376,941	280,724	275,030
Infrastructure - car parks	9(a)	92,458		88,608
Infrastructure - street furniture	9(a)	49,617		38,051
Infrastructure - streetlights	9(a)	26,455		25,572
Infrastructure - public art collection	9(a)	10,861		10,332
Leasehold improvements - Infrastructure	9(a)	739		0
Right-of-use assets - plant and equipment	11(a)	1,368		0
Right-of-use assets - land and buildings	11(a)	30,922		0
Right-of-use assets - electronic equipment	11(a)	16,198		24,744
		3,436,940	3,218,603	3,186,599

Depreciation rates

Typical estimated useful lives for the different asset classes for the current and prior years are included in the table below:

Asset Class	Useful life
Buildings:	
Buildings	40 to 80 years
Buildings Fixtures and fittings	10 to 15 years
Furniture and Equipment:	
Furniture	10 years
Electronic Equipment:	
Computers and peripherals	3 to 5 years
Other electronic equipment	3 to 10 years
Plant and Equipment:	
Motor Vehicles	5 to 8 years
Plant and Equipment Minor	3 to 10 years
Plant and Equipment Major	7 to 10 years
Infrastructure:	
Road/ Car Park Pavement	40 to 50 years
Road/ Car Park Formation	20 to 30 years
Footpaths	30 to 50 years
Drainage	90 to 100 years
Parks and Reserves	10 to 40 years
Street Furniture	10 to 20 years
Street Lights	20 to 30 years
Public Art Collection	40 to 50 years

TOWN OF CLAREMONT
NOTES TO AND FORMING PART OF THE FINANCIAL REPORT
FOR THE YEAR ENDED 30 JUNE 2022

10. FIXED ASSETS (Continued)

(b) Disposals of assets

	2022 Actual Net Book Value	2022 Actual Sale Proceeds	2022 Actual Profit	2022 Actual Loss	2022 Budget Net Book Value	2022 Budget Sale Proceeds	2022 Budget Profit	2022 Budget Loss	2021 Actual Net Book Value	2021 Actual Sale Proceeds	2021 Actual Profit	2021 Actual Loss
	\$	\$	\$	\$	\$	\$	\$	\$	\$	\$	\$	\$
Plant and equipment - Major	0	50,000	50,000	0	119,534	172,211	52,677	0	37,593	0	84	(37,677)
Electronic Equipment	0	0	0	0					93,541	136,682	43,141	0
Motor Vehicles	38,980	55,227	16,247	0								
	38,980	105,227	66,247	0	119,534	172,211	52,677	0	131,134	136,682	43,225	(37,677)

The following assets were disposed of during the year.

	2022 Actual Net Book Value	2022 Actual Sale Proceeds	2022 Actual Profit	2022 Actual Loss
	\$	\$	\$	\$
Plant and Equipment				
Governance				
PE424 - Director Governance & People	18,144	25,909	7,765	0
1GRA140	20,836	29,318	8,482	0
PE434 - Community Safety 1GYP478				
Other property and services				
PE358 - Water Tanker 1EGK702	0	50,000	50,000	0
	38,980	105,227	66,247	0

**TOWN OF CLAREMONT
NOTES TO AND FORMING PART OF THE FINANCIAL REPORT
FOR THE YEAR ENDED 30 JUNE 2022**

10. FIXED ASSETS (Continued)

SIGNIFICANT ACCOUNTING POLICIES

Fixed assets

Each class of fixed assets within either property, plant and equipment or infrastructure, is carried at cost or fair value as indicated less, where applicable, any accumulated depreciation and impairment losses.

Initial recognition and measurement for assets held at cost

Plant and equipment including furniture and equipment is recognised at cost on acquisition in accordance with *Financial Management Regulation 17A*. Where acquired at no cost the asset is initially recognised at fair value. Assets held at cost are depreciated and assessed for indicators of impairment annually.

Initial recognition and measurement between

mandatory revaluation dates for assets held at fair value

Assets for which the fair value as at the date of acquisition is under \$5,000 are not recognised as an asset in accordance with *Financial Management Regulation 17A (5)*. These assets are expensed immediately.

Where multiple individual low value assets are purchased together as part of a larger asset or collectively forming a larger asset exceeding the threshold, the individual assets are recognised as one asset and capitalised.

In relation to this initial measurement, cost is determined as the fair value of the assets given as consideration plus costs incidental to the acquisition. For assets acquired at zero cost or otherwise significantly less than fair value, cost is determined as fair value at the date of acquisition. The cost of non-current assets constructed by the Town includes the cost of all materials used in construction, direct labour on the project and an appropriate proportion of variable and fixed overheads.

Individual assets that are land, buildings, infrastructure and investment properties acquired between scheduled revaluation dates of the asset class in accordance with the mandatory measurement framework, are recognised at cost and disclosed as being at fair value as management believes cost approximates fair value. They are subject to subsequent revaluation at the next revaluation date in accordance with the mandatory measurement framework.

Revaluation

The fair value of land, buildings, infrastructure and investment properties is determined at least every five years in accordance with the regulatory framework. This includes buildings and infrastructure items which were pre-existing improvements (i.e. vested improvements) on vested land acquired by the Town.

At the end of each period the carrying amount for each asset class is reviewed and where appropriate the fair value is updated to reflect current market conditions. This process is considered to be in accordance with *Local Government (Financial Management) Regulation 17A (2)* which requires land, buildings, infrastructure, investment properties and vested improvements to be shown at fair value.

Revaluation (continued)

For property, plant and equipment and infrastructure, increases in the carrying amount arising on revaluation of assets are credited to a revaluation surplus in equity. Decreases that offset previous increases of the same class of asset are recognised against revaluation surplus directly in equity. All other decreases are recognised in profit or loss. Subsequent increases are then recognised in profit or loss to the extent they reverse a net revaluation decrease previously recognised in profit or loss for the same class of asset.

Depreciation

The depreciable amount of all property, plant and equipment and infrastructure, are depreciated on a straight-line basis over the individual asset's useful life from the time the asset is held ready for use. Leasehold improvements are depreciated over the shorter of either the unexpired period of the lease or the estimated useful life of the improvements.

The assets residual values and useful lives are reviewed, and adjusted if appropriate, at the end of each reporting period.

An asset's carrying amount is written down immediately to its recoverable amount if the asset's carrying amount is greater than its estimated recoverable amount.

Gains and losses on disposals are determined by comparing proceeds with the carrying amount. These gains and losses are included in the statement of comprehensive income in the period in which they arise.

Depreciation on revaluation

When an item of property, plant and equipment and infrastructure is revalued, any accumulated depreciation at the date of the revaluation is treated in one of the following ways:

- (i) The gross carrying amount is adjusted in a manner that is consistent with the revaluation of the carrying amount of the asset. For example, the gross carrying amount may be restated by reference to observable market data or it may be restated proportionately to the change in the carrying amount. The accumulated depreciation at the date of the revaluation is adjusted to equal the difference between the gross carrying amount and the carrying amount of the asset after taking into account accumulated impairment losses; or
- (ii) Eliminated against the gross carrying amount of the asset and the net amount restated to the revalued amount of the asset.

Amortisation

All intangible assets with a finite useful life, are amortised on a straight-line basis over the individual asset's useful life from the time the asset is held ready for use.

The residual value of intangible assets is considered to be zero and the useful life and amortisation method are reviewed at the end of each financial year.

Amortisation is included within depreciation in the Statement of Comprehensive Income and in Note 10(a).

**TOWN OF CLAREMONT
NOTES TO AND FORMING PART OF THE FINANCIAL REPORT
FOR THE YEAR ENDED 30 JUNE 2022**

11. LEASES

(a) Right-of-Use Assets

Movement in the balance of each class of right-of-use asset between the beginning and the end of the current financial year.	Note	Right-of-use assets - plant and equipment	Right-of-use assets - land and buildings	Right-of-use assets - electronic	Right-of-use assets Total
		\$	\$	\$	\$
Balance at 1 July 2020		0	0	29,686	29,686
Depreciation				(24,744)	(24,744)
Balance at 30 June 2021		0	0	4,942	4,942
Additions		5,342	73,997	125,060	204,399
Depreciation	10(a)	(1,368)	(30,922)	(16,198)	(48,488)
Balance at 30 June 2022		3,974	43,075	113,804	160,853

The following amounts were recognised in the statement of comprehensive income during the period in respect of leases where the entity is the lessee:

		2022 Actual	2021 Actual
		\$	\$
Depreciation on right-of-use assets	10(a)	(48,488)	(24,744)
Interest expense on lease liabilities	25(b)	(1,712)	0
Expenses for variable lease payment not recognised as a liability		(15)	
Income from sub leasing right-of-use assets		18,147	16,863
Total amount recognised in the statement of comprehensive income		(32,068)	(7,881)
Total cash outflow from leases		(49,988)	(24,744)

(b) Lease Liabilities

Current		57,435	4,942
Non-current		103,627	0
	25(b)	161,062	4,942

Secured liabilities and assets pledged as security

Lease liabilities are effectively secured, as the rights to the leased assets recognised in the financial statements revert to the lessor in the event of default.

SIGNIFICANT ACCOUNTING POLICIES

Leases

At inception of a contract, the Town assesses if the contract contains or is a lease. A contract is, or contains, a lease if the contract conveys the right to control the use of an identified asset for a period of time in exchange for consideration.

At the commencement date, a right-of-use asset is recognised at cost and lease liability at the present value of the lease payments that are not paid at that date. The lease payments are discounted using the interest rate implicit in the lease, if that rate can be readily determined. If that rate cannot be readily determined, the Town uses its incremental borrowing rate.

All contracts that are classified as short-term leases (i.e. a lease with a term of 12 months or less) and leases of low value assets are recognised as an operating expense on a straight-line basis over the term of the lease.

Details of individual lease liabilities required by regulations are provided at Note 25(b).

Right-of-use assets - valuation measurement

Right-of-use assets are measured at cost. This means that all right-of-use assets (other than vested improvements) under zero cost concessionary leases are measured at zero cost (i.e. not included in the Statement of Financial Position). The exception is vested improvements on concessionary land leases such as roads, buildings or other infrastructure which are reported at fair value.

Refer to Note 10 under revaluation for details on the significant accounting policies applying to vested improvements.

Right-of-use assets - depreciation

Right-of-use assets are depreciated over the lease term or useful life of the underlying asset, whichever is the shorter. Where a lease transfers ownership of the underlying asset, or the cost of the right-of-use asset reflects that the Town anticipates to exercise a purchase option, the specific asset is amortised over the useful life of the underlying asset.

**TOWN OF CLAREMONT
NOTES TO AND FORMING PART OF THE FINANCIAL REPORT
FOR THE YEAR ENDED 30 JUNE 2022**

11. LEASES (Continued)

(c) Lessor - Property, Plant and Equipment Subject to Lease

The table below represents a maturity analysis of the undiscounted lease payments to be received after the reporting date.

	2022 Actual \$	2021 Actual \$
Less than 1 year	311,173	417,976
1 to 2 years	217,918	217,921
2 to 3 years	225,545	113,323
3 to 4 years	220,135	117,289
4 to 5 years	109,658	121,395
> 5 years	438,606	141,392
	1,523,036	1,129,296
Amounts recognised in profit or loss for Property, Plant and Equipment Subject to Lease		
Rental income	434,416	320,164

These leases are classified as operating leases as they do not transfer substantially all of the risks and rewards incidental to the ownership of the assets. In addition, they are not considered investment property as they are leased for use in the supply of services to the community.

Lease payments for some contracts include CPI increases, but there are no other variable lease payments that depend on an index or rate. Although the Town typically enters into new operating leases and therefore will not immediately realise any reduction in residual value at the end of these leases. Expectations about the future residual values are reflected in the fair value of the properties.

SIGNIFICANT ACCOUNTING POLICIES

The Town as Lessor

Upon entering into each contract as a lessor, the Town assesses if the lease is a finance or operating lease.

The contract is classified as a finance lease when the terms of the lease transfer substantially all the risks and rewards of ownership to the lessee. All other leases not within this definition are classified as operating leases. Rental income received from operating leases is recognised on a straight-line basis over the term of the specific lease.

Initial direct costs incurred in entering into an operating lease (eg legal cost, cost to setup) are included in the carrying amount of the leased asset and recognised as an expense on a straight-line basis over the lease term.

When a contract is determined to include lease and non-lease components, the Town applies AASB 15 to allocate the consideration under the contract to each component.

**TOWN OF CLAREMONT
NOTES TO AND FORMING PART OF THE FINANCIAL REPORT
FOR THE YEAR ENDED 30 JUNE 2022**

12. TRADE AND OTHER PAYABLES

Current

Sundry creditors

Prepaid rates

Accrued payroll liabilities

Bonds and deposits held

Accrued interest

	2022	2021
	\$	\$
	1,274,002	2,308,267
	150,124	138,376
	178,155	142,150
	1,385,325	1,529,784
	24,750	19,747
	3,012,356	4,138,324

SIGNIFICANT ACCOUNTING POLICIES

Financial liabilities

Financial liabilities are initially recognised at fair value when the Town becomes a party to the contractual provisions of the instrument.

Non-derivative financial liabilities (excluding financial guarantees) are subsequently measured at amortised cost.

Financial liabilities are derecognised where the related obligations are discharged, cancelled or expired. The difference between the carrying amount of the financial liability extinguished or transferred to another party and the fair value of the consideration paid, including the transfer of non-cash assets or liabilities assumed, is recognised in profit or loss.

Trade and other payables

Trade and other payables represent liabilities for goods and services provided to the Town prior to the end of the financial year that are unpaid and arise when the Town becomes obliged to make future payments in respect of the purchase of these goods and services.

The amounts are unsecured, are recognised as a current liability and are usually paid within 30 days of recognition. The carrying amounts of trade and other payables are considered to be the same as their fair values, due to their short-term nature.

Bonds and deposits held

Bonds and deposits held represent a payment made to the Town as a security bond. These are normally payable after a period of 6 to 12 months, and is most commonly for the damage to footpaths or other Town infrastructure caused by construction.

Prepaid rates

Prepaid rates are, until the taxable event has occurred (start of the next financial year), refundable at the request of the ratepayer. Rates received in advance are initially recognised as a financial liability. When the taxable event occurs, the financial liability is extinguished and the Town recognises revenue for the prepaid rates that have not been refunded.

**TOWN OF CLAREMONT
NOTES TO AND FORMING PART OF THE FINANCIAL REPORT
FOR THE YEAR ENDED 30 JUNE 2022**

13. OTHER LIABILITIES

Current

Capital grant/contributions liabilities

	2022	2021
	\$	\$
Capital grant/contributions liabilities	195,619	355,647
	<u>195,619</u>	<u>355,647</u>
Reconciliation of changes in contract liabilities		
The Town expects to satisfy the performance obligations from contracts with customers unsatisfied at the end of the reporting period to be satisfied within the next 12 months.		
Reconciliation of changes in capital grant/contribution liabilities		
Opening balance	355,647	0
Additions	195,619	355,647
Revenue from capital grant/contributions held as a liability at the start of the period	<u>(355,647)</u>	<u>0</u>
	195,619	355,647

Performance obligations in relation to capital grant/contribution liabilities are satisfied as project milestones are met or completion of construction or acquisition of the asset.

SIGNIFICANT ACCOUNTING POLICIES

Contract liabilities

Contract liabilities represent the Town's obligation to transfer goods or services to a customer for which the Town has received consideration from the customer.

Contract liabilities represent obligations which are not yet satisfied. Contract liabilities are recognised as revenue when the performance obligations in the contract are satisfied.

Capital grant/contribution liabilities

Capital grant/contribution liabilities represent the Town's obligations to construct recognisable non-financial assets to identified specifications to be controlled by the Town which are yet to be satisfied. Capital grant/contribution liabilities are recognised as revenue when the obligations in the contract are satisfied.

Non-current capital grant/contribution liabilities fair values are based on discounted cash flows of expected cashflows to satisfy the obligations using a current borrowing rate. They are classified as level 3 fair values in the fair value hierarchy (see Note 21(i)) due to the unobservable inputs, including own credit risk.

**TOWN OF CLAREMONT
NOTES TO AND FORMING PART OF THE FINANCIAL REPORT
FOR THE YEAR ENDED 30 JUNE 2022**

14. BORROWINGS

	Note	2022			2021		
		Current	Non-current	Total	Current	Non-current	Total
Unsecured		\$	\$	\$	\$	\$	\$
WA Treasury Corporation		2,727,098	5,415,292	8,142,390	465,646	8,142,390	8,608,036
Total unsecured borrowings	25(a)	2,727,098	5,415,292	8,142,390	465,646	8,142,390	8,608,036

SIGNIFICANT ACCOUNTING POLICIES

Borrowing costs

Borrowing costs are recognised as an expense when incurred except where they are directly attributable to the acquisition, construction or production of a qualifying asset. Where this is the case, they are capitalised as part of the cost of the particular asset until such time as the asset is substantially ready for its intended use or sale.

Fair values of borrowings are not materially different to their carrying amounts, since the interest payable on those borrowings is either close to current market rates or the borrowings are of a short term nature.

Borrowings fair values are based on discounted cash flows using a current borrowing rate. They are classified as level 3 fair values in the fair value hierarchy (see Note 21(i)) due to the unobservable inputs, including own credit risk.

Risk

Information regarding exposure to risk can be found at Note 20.

Details of individual borrowings required by regulations are provided at Note 25(a).

**TOWN OF CLAREMONT
NOTES TO AND FORMING PART OF THE FINANCIAL REPORT
FOR THE YEAR ENDED 30 JUNE 2022**

15. EMPLOYEE RELATED PROVISIONS

Employee Related Provisions

	2022	2021
	\$	\$
Current provisions		
Employee benefit provisions		
Annual Leave	634,852	526,071
Long Service Leave	607,898	496,910
Other employee provisions - sick leave	111,578	115,147
	1,354,328	1,138,128
Non-current provisions		
Long Service Leave	127,205	199,917
	127,205	199,917
	1,481,533	1,338,045

Provision is made for benefits accruing to employees in respect of wages and salaries, annual leave and long service leave and associated on costs for services rendered up to the reporting date and recorded as an expense during the period the services are delivered.

Annual leave liabilities are classified as current, as there is no unconditional right to defer settlement for at least 12 months after the end of the reporting period. Assessments indicate that actual settlement of the liabilities is expected to occur as follows:

	Note	2022	2021
		\$	\$
Amounts are expected to be settled on the following basis:			
Less than 12 months after the reporting date		1,125,954	1,138,128
More than 12 months from reporting date		355,579	199,917
		1,481,533	1,338,045

Expected reimbursements of employee related provisions from other WA local governments included within other receivables

5	43,830	0
---	--------	---

SIGNIFICANT ACCOUNTING POLICIES

Employee benefits

The Town's obligations for employees' annual leave, long service leave and other employee leave entitlements are recognised as employee related provisions in the Statement of Financial Position.

Short-term employee benefits

Provision is made for the Town's obligations for short-term employee benefits. Short-term employee benefits are benefits (other than termination benefits) that are expected to be settled wholly before 12 months after the end of the annual reporting period in which the employees render the related service, including wages, salaries and sick leave. Short-term employee benefits are measured at the (undiscounted) amounts expected to be paid when the obligation is settled.

The Town's obligations for short-term employee benefits such as wages, salaries and sick leave are recognised as a part of current trade and other payables in the statement of financial position.

Other long-term employee benefits

Long-term employee benefits provisions are measured at the present value of the expected future payments to be made to employees. Expected future payments incorporate anticipated future wage and salary levels, durations of service and employee departures and are discounted at rates determined by reference to market yields at the end of the reporting period on government bonds that have maturity dates that approximate the terms of the obligations. Any remeasurements for changes in assumptions of obligations for other long-term employee benefits are recognised in profit or loss in the periods in which the changes occur.

The Town's obligations for long-term employee benefits are presented as non-current provisions in its statement of financial position, except where the Town does not have an unconditional right to defer settlement for at least 12 months after the end of the reporting period, in which case the obligations are presented as current provisions.

TOWN OF CLAREMONT
NOTES TO AND FORMING PART OF THE FINANCIAL REPORT
FOR THE YEAR ENDED 30 JUNE 2022

16. REVALUATION SURPLUS

	2022 Opening Balance	2022 Revaluation Increment	2022 Revaluation (Decrement)	2022 Total Movement on Revaluation	2022 Closing Balance	2021 Opening Balance	2021 Revaluation (Decrement)	2021 Total Movement on Revaluation	2021 Closing Balance
Revaluation surplus - Land - freehold land	\$ 41,219,229	\$ 42,734,139	\$ 0	\$ 42,734,139	\$ 83,953,368	\$ 41,219,229	\$ 0	\$ 0	\$ 41,219,229
Revaluation surplus - Land - vested in and under the control	617,710	0	0	0	617,710	617,710	0	0	617,710
Revaluation surplus - Buildings - non-specialised	161,563	0	(36,424)	(36,424)	125,139	161,563	0	0	161,563
Revaluation surplus - Buildings - specialised	6,604,737	0	(3,654,933)	(3,654,933)	2,949,804	7,274,724	(669,987)	(669,987)	6,604,737
Revaluation surplus - Furniture and equipment	59,622	0	0	0	59,622	59,622	0	0	59,622
Revaluation surplus - Plant and equipment - Minor	549,764	0	0	0	549,764	549,764	0	0	549,764
Revaluation surplus - Plant and equipment - Major	24,499	0	0	0	24,499	24,499	0	0	24,499
Revaluation surplus - Electronic Equipment	290,432	0	0	0	290,432	290,432	0	0	290,432
Revaluation surplus - Motor Vehicles	33,333	0	0	0	33,333	33,333	0	0	33,333
Revaluation surplus - Infrastructure - roads	2,722,318	0	0	0	2,722,318	2,722,318	0	0	2,722,318
Revaluation surplus - Infrastructure - footpaths	6,970,083	0	0	0	6,970,083	6,970,083	0	0	6,970,083
Revaluation surplus - Infrastructure - drainage	955,086	0	0	0	955,086	955,086	0	0	955,086
Revaluation surplus - Infrastructure - parks and reserves	1,386,654	0	0	0	1,386,654	1,386,654	0	0	1,386,654
Revaluation surplus - Infrastructure - car parks	714,490	0	0	0	714,490	714,490	0	0	714,490
Revaluation surplus - Infrastructure - street furniture	553,082	0	0	0	553,082	553,082	0	0	553,082
Revaluation surplus - Infrastructure - streetlights	6,271	0	0	0	6,271	6,271	0	0	6,271
Revaluation surplus - Infrastructure - artefacts	554,000	0	0	0	554,000	554,000	0	0	554,000
Revaluation surplus - Infrastructure - public art collection	7,604	0	0	0	7,604	7,604	0	0	7,604
Revaluation surplus - Investment in Associate	61,779	0	0	0	61,779	61,779	0	0	61,779
	63,492,256	42,734,139	(3,691,357)	39,042,782	102,535,038	64,162,243	(669,987)	(669,987)	63,492,256

Movements on revaluation of property, plant and equipment (including infrastructure) are not able to be reliably attributed to a program as the assets were revalued by class as provided for by AASB 116 Aus 40.1.

**TOWN OF CLAREMONT
NOTES TO AND FORMING PART OF THE FINANCIAL REPORT
FOR THE YEAR ENDED 30 JUNE 2022**

17. NOTES TO THE STATEMENT OF CASH FLOWS

(a) Reconciliation of Cash

For the purposes of the Statement of Cash Flows, cash includes cash and cash equivalents, net of outstanding bank overdrafts. Cash at the end of the reporting period is reconciled to the related items in the Statement of Financial Position as follows:

	Note	2022 Actual \$	2022 Budget \$	2021 Actual \$
Cash and cash equivalents	3	15,959,464	13,420,817	5,842,347
Restrictions				
The following classes of financial assets have restrictions imposed by regulations or other externally imposed requirements which limit or direct the purpose for which the resources may be used:				
- Cash and cash equivalents	3	11,385,220	13,342,646	(1,400,001)
- Financial assets at amortised cost	4	2,006,894	0	14,080,807
		<u>13,392,114</u>	<u>13,342,646</u>	<u>12,680,806</u>
The restricted financial assets are a result of the following specific purposes to which the assets may be used:				
Restricted reserve accounts	26	13,392,114	13,342,646	12,680,806
Total restricted financial assets		<u>13,392,114</u>	<u>13,342,646</u>	<u>12,680,806</u>

**(b) Reconciliation of Net Result to Net Cash Provided
By Operating Activities**

Net result		3,691,936	2,838,433	1,976,866
Non-cash items:				
Depreciation/amortisation		3,436,940	3,218,603	3,186,599
(Profit)/loss on sale of asset		(66,247)	(52,677)	(5,548)
Share of profits of associates		61,696	0	83,459
Changes in assets and liabilities:				
(Increase)/decrease in trade and other receivables		(917,453)	(1,264,359)	506,290
(Increase)/decrease in other assets		(146,116)		(50,904)
(Increase)/decrease in inventories		(29,708)		132,261
Increase/(decrease) in trade and other payables		(1,125,968)	40,659	1,161,029
Increase/(decrease) in employee related provisions		143,488		(120,757)
Increase/(decrease) in other liabilities		(160,028)		355,648
Non-operating grants, subsidies and contributions		(2,391,741)	(1,895,000)	(269,719)
Net cash provided by/(used in) operating activities		<u>2,496,800</u>	<u>2,885,659</u>	<u>6,955,224</u>

(c) Undrawn Borrowing Facilities

Credit Standby Arrangements

Bank overdraft limit		0		0
Bank overdraft at balance date		0		0
Credit card limit		150,000		150,000
Credit card balance at balance date		(344)		(12,330)
Total amount of credit unused		<u>149,656</u>		<u>137,670</u>

Loan facilities

Loan facilities - current		2,727,098		465,646
Loan facilities - non-current		5,415,292		8,142,390
Total facilities in use at balance date		<u>8,142,390</u>		<u>8,608,036</u>

TOWN OF CLAREMONT
NOTES TO AND FORMING PART OF THE FINANCIAL REPORT
FOR THE YEAR ENDED 30 JUNE 2022

18. RELATED PARTY TRANSACTIONS

(a) Elected Member Remuneration	Note	2022	2022	2021
		Actual	Budget	Actual
		\$	\$	\$
Mayor Jock Barker				
Mayor's annual allowance		36,957	36,957	36,957
Meeting attendance fees		25,342	25,342	25,342
ICT expenses		3,500	3,500	3,500
		65,799	65,799	65,799
Cr/Deputy Mayor Cr Annette Suann				
Deputy Mayor's annual allowance		6,341	9,239	0
Meeting attendance fees		17,242	17,242	16,367
ICT expenses		2,625	2,625	3,500
		26,208	29,106	19,867
Deputy Mayor/Cr Cr Jill Goetze				
Deputy Mayor's annual allowance		2,765	0	9,239
Meeting attendance fees		16,367	16,367	16,367
ICT expenses		3,500	3,500	3,500
		22,632	19,867	29,106
Cr Peter Edwards				
Meeting attendance fees		16,367	16,367	16,367
ICT expenses		3,500	3,500	3,500
		19,867	19,867	19,867
Cr Paul Kelly				
Meeting attendance fees		16,367	16,367	16,367
ICT expenses		3,500	3,500	3,500
		19,867	19,867	19,867
Cr Kate Main				
Meeting attendance fees		16,367	16,367	16,367
ICT expenses		3,500	3,500	3,500
		19,867	19,867	19,867
Cr Ryan Brown				
Meeting attendance fees		11,547	0	0
ICT expenses		2,469	0	0
		14,016	0	0
Cr Peter Telford				
Meeting attendance fees		15,492	16,367	16,367
ICT expenses		4,375	3,500	3,500
		19,867	19,867	19,867
Cr Sara Franklin				
Meeting attendance fees		16,367	16,367	16,367
ICT expenses		3,500	3,500	3,500
		19,867	19,867	19,867
Cr Bruce Haynes				
Meeting attendance fees		4,764	16,367	16,367
ICT expenses		1,019	3,500	3,500
		5,783	19,867	19,867
Cr Peter Browne				
Meeting attendance fees		4,764	16,367	16,367
ICT expenses		1,019	3,500	3,500
		5,783	19,867	19,867
Cr Shelley Hatton				
Meeting attendance fees		11,547	0	0
ICT expenses		2,469	0	0
		14,016	0	0
		253,572	253,841	253,841
Fees, expenses and allowances to be paid or reimbursed to elected council members.				
		2022	2022	2021
		Actual	Budget	Actual
		\$	\$	\$
Mayor's annual allowance		36,957	36,957	36,957
Deputy Mayor's annual allowance		9,106	9,239	9,239
Meeting attendance fees		172,533	173,520	172,645
ICT expenses		34,976	34,125	35,000
18(b)		253,572	253,841	253,841

**TOWN OF CLAREMONT
NOTES TO AND FORMING PART OF THE FINANCIAL REPORT
FOR THE YEAR ENDED 30 JUNE 2022**

18. RELATED PARTY TRANSACTIONS

(b) Key Management Personnel (KMP) Compensation

	2022 Actual	2021 Actual
The total of compensation paid to KMP of the Town during the year are as follows:	\$	\$
Short-term employee benefits	801,696	756,703
Post-employment benefits	56,007	85,480
Employee - other long-term benefits	39,022	10,729
Employee - termination benefits	0	22,655
Council member costs	253,572	253,841
18(a)	1,150,297	1,129,408

Short-term employee benefits

These amounts include all salary and fringe benefits awarded to KMP except for details in respect to fees and benefits paid to council members which may be separately found in the table above.

Post-employment benefits

These amounts are the current-year's cost of the Town's superannuation contributions made during the year.

Other long-term benefits

These amounts represent annual leave and long service leave entitlements accruing during the year.

Termination benefits

These amounts represent termination benefits paid to KMP (Note: may or may not be applicable in any given year).

Council member costs

These amounts represent payments of member fees, expenses, allowances and reimbursements during the year.

(c) Transactions with related parties

Transactions between related parties and the Town are on normal commercial terms and conditions, no more favourable than those available to other parties, unless otherwise stated.

In addition to KMP compensation above the following transactions occurred with related parties:

	2022 Actual	2021 Actual
Sale of goods and services	4,155	3,116
Amounts outstanding from related parties:		
Trade and other receivables	3,971	0

Dues from related parties have been received in full subsequent to year-end.

(d) Related Parties

The Town's main related parties are as follows:

i. Key management personnel

Any person(s) having authority and responsibility for planning, directing and controlling the activities of the entity, directly or indirectly, including any council member, are considered key management personnel.

ii. Other Related Parties

An associate person of KMP was employed by the Town under normal employment terms and conditions.

Any entity that is controlled by or over which KMP, or close family members of KMP, have authority and responsibility for planning, directing and controlling the activity of the entity, directly or indirectly, are considered related parties in relation to the Town.

iii. Entities subject to significant influence by the Town

An entity that has the power to participate in the financial and operating policy decisions of an entity, but does not have control over those policies, is an entity which holds significant influence.

Significant influence may be gained by share ownership, statute or agreement.

Deputy Mayor's annual allowance	9,106	9,239	9,239
Meeting attendance fees	172,533	173,520	172,645
ICT expenses	34,976	34,125	35,000
18(b)	253,572	253,841	253,841

**TOWN OF CLAREMONT
NOTES TO AND FORMING PART OF THE FINANCIAL REPORT
FOR THE YEAR ENDED 30 JUNE 2022**

19. INVESTMENT IN ASSOCIATES

(a) Investment in associate

Set out in the table below are the associates of the Town. All associates are measured using the equity method. Western Australia is the principal place of business for all associates.

Name of entity	% of ownership interest		2022	2021
	2022	2021	Actual	Actual
Western Metropolitan Regional Council (WMRC)	21.34%	21.34%	\$ 632,550	\$ 694,246
Total equity-accounted investments			632,550	694,246

(b) Share of Investment in Western Metropolitan Regional Council

The Town together with the Town of Cottesloe, the Town of Mosman Park, the Shire of Peppermint Grove and the City of Subiaco have an interest in the Western Metropolitan Regional Council (WMRC) waste transfer station. The Council was formed to provide for the efficient treatment and/or disposal of waste. A waste transfer station was constructed from funds provided from constituent Councils. The voting power held by the Town is 20%. The Town's 21.34% share of the net assets are included as follows:

	2022 Actual	2021 Actual
Summarised statement of comprehensive income		
Revenue	\$ 6,429,950	\$ 5,553,447
Interest income	3,074	7,687
Interest expense	(1,110)	(967)
Depreciation	(240,761)	(220,833)
Profit/(loss) from continuing operations		
Profit/(loss) from discontinued operations		
Profit/(loss) for the period	(289,108)	(391,090)
Other comprehensive income		
Total comprehensive income for the period	(289,108)	(391,090)
Summarised statement of financial position		
Cash and cash equivalents	1,432,957	1,074,089
Other current assets	415,149	429,125
Total current assets	1,848,106	1,503,214
Non-current assets	2,492,622	2,492,769
Total assets	4,340,728	3,995,983
Current financial liabilities	1,300,522	694,737
Other current liabilities		
Total current liabilities	1,300,522	694,737
Non-current financial liabilities	76,051	47,983
Other non-current liabilities		
Total non-current liabilities	76,051	47,983
Total liabilities	1,376,573	742,720
Net assets	2,964,155	3,253,263
Reconciliation to carrying amounts		
Opening net assets 1 July	3,253,263	3,644,353
Changes in members contributions		
Profit/(Loss) for the period	(289,108)	(391,090)
Other comprehensive income	0	0
Closing net assets 1 July	2,964,155	3,253,263
Carrying amount at 1 July	694,246	777,705
- Share of associates net profit/(loss) for the period	(61,696)	(83,459)
- Share of associates other comprehensive income arising during the period	0	0
Carrying amount at 30 June (Refer to Note 19.(a))	632,550	694,246

**TOWN OF CLAREMONT
NOTES TO AND FORMING PART OF THE FINANCIAL REPORT
FOR THE YEAR ENDED 30 JUNE 2022**

19. INVESTMENT IN ASSOCIATES

(c) Contingent liabilities from investments in associates

A contingent liability exists relating to :

- a) Possible site remediation in the event that the lease holder becomes insolvent, and
- b) a second and ongoing legal dispute with the lease holder. Damages may be payable if the lease holder is successful in this dispute.

Both lessor and lessee agreed in principle on commercial terms of settlement, which were to be incorporated into a Settlement Deed. In order to suspend the litigation pending negotiation of the settlement deed, the parties entered into a Standstill Agreement dated 8 May 2020 which was renewed a number of times. The Eighth Standstill Agreement expires on 31 December 2022.

The legal dispute is currently at a formal Standstill reached between the parties, with the Supreme Court agreeing to a stay of further proceedings until February 2023 while the parties progress a Deed of Settlement.

Before the Settlement Deed could be agreed, the State Government announced that it is considering a market-led proposal for a major urban redevelopment of the locale of the West Metro Recycling Centre. That proposal effectively precludes the WRMC from being able to offer the leaseholder a fresh lease pursuant to the commercial terms of the settlement that had been agreed. In turn, this has put a hold on settlement negotiations until such time that a Government response to the development proposal is known, or an alternative settlement arrangement can be found.

Transfer Station

The WRMC has, in compliance with the *Contaminated Sites Act 2003 s11*, listed the following sites to be possible source of contamination due to their very nature i.e. Transfer Station at Shenton Park and Greenwaste stockpile at Nedlands.

The WRMC is currently not aware of any potential contamination on the above sites and therefore, has not identified any need to undertake investigation. Until the Council conducts an investigation to determine the presence and scope of contamination, assess the risk and agree with the Department of Water and Environment Regulation (DWER) the need and criteria for remediation, the Council is unable to accurately quantify its clean-up liabilities for the potentially contaminated site. The Council is continuing to monitor the sites and will progressively undertake site's investigations and remediation on a risk based approach. This approach is consistent with the DWER guidelines.

SIGNIFICANT ACCOUNTING POLICIES

Investments in associates

An associate is an entity over which the Town has the power to participate in the financial and operating policy decisions of the investee but not control or joint control of those policies.

Investments in associates are accounted for using the equity for the post-acquisition change in the Town's share of net assets of the associate. In addition, the Town's share of the profit or loss of the associate is included in the Town's profit or loss.

**TOWN OF CLAREMONT
NOTES TO AND FORMING PART OF THE FINANCIAL REPORT
FOR THE YEAR ENDED 30 JUNE 2022**

20. FINANCIAL RISK MANAGEMENT

This note explains the Town's exposure to financial risks and how these risks could affect the Town's future financial performance.

Risk	Exposure arising from	Measurement	Management
Market risk - interest rates	Long term borrowings at variable rates	Sensitivity analysis	Utilise fixed interest rate borrowings
Credit risk	Cash and cash equivalents, trade receivables, financial assets and debt investments	Aging analysis Credit analysis	Diversification of bank deposits, credit limits. Investment policy
Liquidity risk	Borrowings and other liabilities	Rolling cash flow forecasts	Availability of committed credit lines and borrowing facilities

The Town does not engage in transactions expressed in foreign currencies and is therefore not subject to foreign currency risk.

Financial risk management is carried out by the finance area under policies approved by the Council. The finance area identifies, evaluates and manages financial risks in close co-operation with the operating divisions. Council have approved the investment policy.

(a) Interest rate risk

Cash and cash equivalents

The Town's main interest rate risk arises from cash and cash equivalents with variable interest rates, which exposes the Town to cash flow interest rate risk. Short term overdraft facilities also have variable interest rates however these are repaid within 12 months, reducing the risk level to minimal.

Excess cash and cash equivalents are invested in fixed interest rate term deposits which do not expose the Town to cash flow interest rate risk. Cash and cash equivalents required for working capital are held in variable interest rate accounts and non-interest bearing accounts. Carrying amounts of cash and cash equivalents at the 30 June and the weighted average interest rate across all cash and cash equivalents, term deposits, and Treasury bonds held disclosed as financial assets at amortised cost are reflected in the table below.

	Weighted Average Interest Rate	Carrying Amounts	Fixed Interest Rate	Variable Interest Rate	Non Interest Bearing
	%	\$	\$	\$	\$
2022					
Cash and cash equivalents	0.95%	15,959,464	0	15,938,184	21,280
Financial assets at amortised cost - term deposits	3.90%	2,006,894	2,006,894	0	0
2021					
Cash and cash equivalents	0.23%	5,842,347	2,000,000	3,822,347	20,000
Financial assets at amortised cost - term deposits	0.20%	14,080,807	14,080,807	0	0

Sensitivity

Profit or loss is sensitive to higher/lower interest income from cash and cash equivalents as a result of changes in interest rates.

	2022	2021
	\$	\$
Impact of a 1% movement in interest rates on profit and loss and equity*	159,382	38,223

* Holding all other variables constant

Borrowings

Borrowings are subject to interest rate risk - the risk that movements in interest rates could adversely affect funding costs. The Town manages this risk by borrowing long term and fixing the interest rate to the situation considered the most advantageous at the time of negotiation. The Town does not consider there to be any interest rate risk in relation to borrowings. Details of interest rates applicable to each borrowing may be found at Note 25(a).

**TOWN OF CLAREMONT
NOTES TO AND FORMING PART OF THE FINANCIAL REPORT
FOR THE YEAR ENDED 30 JUNE 2022**

20. FINANCIAL RISK MANAGEMENT (Continued)

(b) Credit risk

Trade and Other Receivables

The Town's major receivables comprise rates annual charges and user fees and charges. The major risk associated with these receivables is credit risk – the risk that the debts may not be repaid. The Town manages this risk by monitoring outstanding debt and employing debt recovery policies. It also encourages ratepayers to pay rates by the due date through incentives.

Credit risk on rates and annual charges is minimised by the ability of the Town to recover these debts as a secured charge over the land, that is, the land can be sold to recover the debt. The Town is able to charge interest on overdue rates and annual charges at higher than market rates, which further encourages payment.

The level of outstanding receivables is reported to Council monthly and benchmarks are set and monitored for acceptable collection performance.

The Town applies the AASB 9 simplified approach to measuring expected credit losses using a lifetime expected loss allowance for all trade receivables. To measure the expected credit losses, rates receivable are separated from other trade receivables due to the difference in payment terms and security for rates receivable.

The expected loss rates are based on the payment profiles of rates and fees and charges over a period of 36 months before 1 July 2021 or 1 July 2022 respectively and the corresponding historical losses experienced within this period. Historical credit loss rates are adjusted to reflect current and forward-looking information on macroeconomic factors such as the ability of ratepayers and residents to settle the receivables. Housing prices and unemployment rates have been identified as the most relevant factor in repayment rates, and accordingly adjustments are made to the expected credit loss rate based on these factors.

The loss allowance as at 30 June 2022 and 30 June 2021 for rates receivable was determined as follows:

	Less than 1 year past due	More than 1 year past due	More than 2 years past due	More than 3 years past due	Total	Note
30 June 2022						
Rates receivable						
Expected credit loss	0.00%	0.00%	0.00%	0.00%		
Gross carrying amount	486,029	7,570	2,113	1,031	496,743	
Loss allowance	0	0	0	0	0	5
30 June 2021						
Rates receivable						
Expected credit loss	0.00%	0.00%	0.00%	0.00%		
Gross carrying amount	521,294	24,512	2,150	0	547,956	
Loss allowance	0	0	0	0	0	5

The loss allowance as at 30 June 2022 and 30 June 2021 was determined as follows for trade receivables.

	Less than 30 days past due	More than 30 days past due	More than 60 days past due	More than 90 days past due	Total	Note
30 June 2022						
Trade and other receivables						
Expected credit loss	0.00%	0.00%	0.00%	0.00%		
Gross carrying amount	1,706,792	51,287	14,949	172,684	1,945,712	
Loss allowance	0	0	0	0	0	5
30 June 2021						
Trade and other receivables						
Expected credit loss	0.00%	0.00%	0.00%	0.00%		
Gross carrying amount	896,805	0	(460)	80,702	977,048	
Loss allowance	0	0	0	0	0	5

**TOWN OF CLAREMONT
NOTES TO AND FORMING PART OF THE FINANCIAL REPORT
FOR THE YEAR ENDED 30 JUNE 2022**

20. FINANCIAL RISK MANAGEMENT (Continued)

(b) Credit risk

The loss allowances for trade receivables and contract assets as at 30 June reconcile to the opening loss allowances as follows:

	Rates receivable		Trade and other receivables		Contract Assets	
	2022 Actual	2021 Actual	2022 Actual	2021 Actual	2022 Actual	2021 Actual
Opening loss allowance as at 1 July	\$ 0	\$ 0	\$ 0	\$ 0	\$ 0	\$ 0
Closing loss allowance at 30 June	0	0	0	0	0	0

Trade receivables and contract assets are written off where there is no reasonable expectation of recovery. Indicators that there is no reasonable expectation of recovery include, amongst others, the failure of a debtor to engage in a repayment plan with the Town, and a failure to make contractual payments for a period of greater than 120 days past due.

Impairment losses on trade receivables and contract assets are presented as net impairment losses within operating profit. Subsequent recoveries of amounts previously written off are credited against the same line item.

Contract Assets

The Town's contract assets represent work completed, which have not been invoiced at year end. This is due to the Town not having met all the performance obligations in the contract which give an unconditional right to receive consideration. The Town applies the simplified approach to measure expected credit losses which uses a lifetime expected loss allowance for all contract assets. To measure the expected credit losses, contract assets have been grouped based on shared credit risk characteristics and the days past due. Contract assets have substantially the same risk characteristics as the trade receivables for the same types of contracts. The Town has therefore concluded that the expected loss rates for trade receivables are a reasonable approximation of the loss rates for the contract assets.

**TOWN OF CLAREMONT
NOTES TO AND FORMING PART OF THE FINANCIAL REPORT
FOR THE YEAR ENDED 30 JUNE 2022**

20. FINANCIAL RISK MANAGEMENT (Continued)

(c) Liquidity risk

Payables and borrowings

Payables and borrowings are both subject to liquidity risk – that is the risk that insufficient funds may be on hand to meet payment obligations as and when they fall due. The Town manages this risk by monitoring its cash flow requirements and liquidity levels and maintaining an adequate cash buffer. Payment terms can be extended and overdraft facilities drawn upon if required and disclosed in Note 17(c).

The contractual undiscounted cash flows of the Town's payables and borrowings are set out in the liquidity table below. Balances due within 12 months equal their carrying balances, as the impact of discounting is not significant.

	Due within 1 year	Due between 1 & 5 years	Due after 5 years	Total contractual cash flows	Carrying values
	\$	\$	\$	\$	\$
<u>2022</u>					
Trade and other payables	3,012,356			3,012,356	3,012,356
Borrowings	2,983,016	5,018,354	738,867	8,740,237	8,142,390
Lease liabilities	57,435	106,022		163,457	161,062
	<u>6,052,807</u>	<u>5,124,376</u>	<u>738,867</u>	<u>11,916,050</u>	<u>11,315,808</u>
<u>2021</u>					
Trade and other payables	4,138,324			4,138,324	4,138,324
Borrowings	737,426	7,914,146	826,091	9,477,663	8,608,036
Contract liabilities	355,647			355,647	355,647
Lease liabilities	4,942			4,942	4,942
	<u>5,236,339</u>	<u>7,914,146</u>	<u>826,091</u>	<u>13,976,576</u>	<u>13,106,949</u>

TOWN OF CLAREMONT
NOTES TO AND FORMING PART OF THE FINANCIAL REPORT
FOR THE YEAR ENDED 30 JUNE 2022

21. OTHER SIGNIFICANT ACCOUNTING POLICIES

a) Goods and services tax (GST)

Revenues, expenses and assets are recognised net of the amount of GST, except where the amount of GST incurred is not recoverable from the Australian Taxation Office (ATO).

Receivables and payables are stated inclusive of GST receivable or payable. The net amount of GST recoverable from, or payable to, the ATO is included with receivables or payables in the statement of financial position.

Cash flows are presented on a gross basis. The GST components of cash flows arising from investing or financing activities which are recoverable from, or payable to, the ATO are presented as operating cash flows.

b) Current and non-current classification

The asset or liability is classified as current if it is expected to be settled within the next 12 months, being the Town's operational cycle. In the case of liabilities where the Town does not have the unconditional right to defer settlement beyond 12 months, such as vested long service leave, the liability is classified as current even if not expected to be settled within the next 12 months. Inventories held for trading are classified as current or non-current based on the Town's intentions to release for sale.

c) Rounding off figures

All figures shown in this annual financial report, other than a rate in the dollar, are rounded to the nearest dollar. Amounts are presented in Australian Dollars.

d) Comparative figures

Where required, comparative figures have been adjusted to conform with changes in presentation for the current financial year.

When the Town applies an accounting policy retrospectively, makes a retrospective restatement or reclassifies items in its financial statements that has a material effect on the statement of financial position, an additional (third) Statement of Financial Position as at the beginning of the preceding period in addition to the minimum comparative financial statements is presented.

e) Budget comparative figures

Unless otherwise stated, the budget comparative figures shown in this annual financial report relate to the original budget estimate for the relevant item of disclosure.

f) Superannuation

The Town contributes to a number of Superannuation Funds on behalf of employees. All funds to which the Town contributes are defined contribution plans.

g) Fair value of assets and liabilities

Fair value is the price that the Town would receive to sell the asset or would have to pay to transfer a liability, in an orderly (i.e. unforced) transaction between independent, knowledgeable and willing market participants at the measurement date.

As fair value is a market-based measure, the closest equivalent observable market pricing information is used to determine fair value. Adjustments to market values may be made having regard to the characteristics of the specific asset or liability. The fair values of assets that are not traded in an active market are determined using one or more valuation techniques. These valuation techniques maximise, to the extent possible, the use of observable market data.

To the extent possible, market information is extracted from either the principal market for the asset or liability (i.e. the market with the greatest volume and level of activity for the asset or liability) or, in the absence of such a market, the most advantageous market available to the entity at the end of the reporting period (i.e. the market that maximises the receipts from the sale of the asset after taking into account transaction costs and transport costs).

For non-financial assets, the fair value measurement also takes into account a market participant's ability to use the asset in its highest and best use or to sell it to another market participant that would use the asset in its highest and best use.

h) Interest earnings

Interest income is calculated by applying the effective interest rate to the gross carrying amount of a financial asset measured at amortised cost except for financial assets that subsequently become credit-impaired. For credit-impaired financial assets the effective interest rate is applied to the net carrying amount of the financial asset (after deduction of the loss allowance).

i) Fair value hierarchy

AASB 13 requires the disclosure of fair value information by level of the fair value hierarchy, which categorises fair value measurement into one of three possible levels based on the lowest level that an input that is significant to the measurement can be categorised into as follows:

Level 1

Measurements based on quoted prices (unadjusted) in active markets for identical assets or liabilities that the entity can access at the measurement date.

Level 2

Measurements based on inputs other than quoted prices included in Level 1 that are observable for the asset or liability, either directly or indirectly.

Level 3

Measurements based on unobservable inputs for the asset or liability.

The fair values of assets and liabilities that are not traded in an active market are determined using one or more valuation techniques. These valuation techniques maximise, to the extent possible, the use of observable market data. If all significant inputs required to measure fair value are observable, the asset or liability is included in Level 2. If one or more significant inputs are not based on observable market data, the asset or liability is included in Level 3.

Valuation techniques

The Town selects a valuation technique that is appropriate in the circumstances and for which sufficient data is available to measure fair value. The availability of sufficient and relevant data primarily depends on the specific characteristics of the asset or liability being measured. The valuation techniques selected by the Town are consistent with one or more of the following valuation approaches:

Market approach

Valuation techniques that use prices and other relevant information generated by market transactions for identical or similar assets or liabilities.

Income approach

Valuation techniques that convert estimated future cash flows or income and expenses into a single discounted present value.

Cost approach

Valuation techniques that reflect the current replacement cost of the service capacity of an asset.

Each valuation technique requires inputs that reflect the assumptions that buyers and sellers would use when pricing the asset or liability, including assumptions about risks. When selecting a valuation technique, the Town gives priority to those techniques that maximise the use of observable inputs and minimise the use of unobservable inputs. Inputs that are developed using market data (such as publicly available information on actual transactions) and reflect the assumptions that buyers and sellers would generally use when pricing the asset or liability are considered observable, whereas inputs for which market data is not available and therefore are developed using the best information available about such assumptions are considered unobservable.

j) Impairment of assets

In accordance with Australian Accounting Standards the Town's cash generating non-specialised assets, other than inventories, are assessed at each reporting date to determine whether there is any indication they may be impaired.

Where such an indication exists, an impairment test is carried out on the asset by comparing the recoverable amount of the asset, being the higher of the asset's fair value less costs to sell and value in use, to the asset's carrying amount.

Any excess of the asset's carrying amount over its recoverable amount is recognised immediately in profit or loss, unless the asset is carried at a revalued amount in accordance with another Standard (e.g. AASB 116) whereby any impairment loss of a revalued asset is treated as a revaluation decrease in accordance with that other Standard.

For non-cash generating specialised assets that are measured under the revaluation model, such as roads, drains, public buildings and the like, no annual assessment of impairment is required. Rather AASB 116.31 applies and revaluations need only be made with sufficient regularity to ensure the carrying value does not differ materially from that which would be determined using fair value at the end of the reporting period.

k) Initial application of accounting standards

During the current year, no new or revised Australian Accounting Standards and Interpretations were compiled, became mandatory and were applicable to its operations.

New accounting standards for application in future years

The following new accounting standards will have application to local government in future years

- AASB 2020-1 Amendments to Australian Accounting Standards - Classification of Liabilities as Current or Non-current
- AASB 2020-3 Amendments to Australian Accounting Standards - Annual Improvements 2018-2020 and Other Amendments
- AASB 2021-2 Amendments to Australian Accounting Standards - Disclosure of Accounting Policies or Definition of Accounting Estimates
- AASB 2021-7 Amendments to Australian Accounting Standards - Effective Date of Amendments to AASB 10 and AASB 128 and Editorial Corrections

It is not expected these standards will have an impact on the financial report.

**TOWN OF CLAREMONT
NOTES TO AND FORMING PART OF THE FINANCIAL REPORT
FOR THE YEAR ENDED 30 JUNE 2022**

22. FUNCTION AND ACTIVITY

(a) Service objectives and descriptions

Town operations as disclosed in this financial report encompass the following service orientated functions and activities.

PROGRAM NAME AND OBJECTIVES

ACTIVITIES

GOVERNANCE

To provide a decision making process for the efficient allocation of scarce resources.

Administration and operation of facilities and services to members of council; other costs that relate to the tasks of assisting elected members and ratepayers on matters which do not concern specific council services.

GENERAL PURPOSE FUNDING

To collect revenue to allow provision of services.

Rates, general purpose government grants and interest revenue.

LAW, ORDER, PUBLIC SAFETY

environmentally conscious community.

animal control and other aspects of public safety including emergency

HEALTH

To provide an operational framework for environmental and community health.

Inspection of food outlets and their control, noise control and waste disposal compliance.

EDUCATION AND WELFARE

To provide services to disadvantaged persons, the elderly and youth.

Maintenance of child minding centre. Provision and maintenance of home care programs and youth services.

COMMUNITY AMENITIES

To provide services required by the community.

Rubbish collection services, litter control, administration of town planning schemes and planning services.

RECREATION AND CULTURE

To establish and effectively manage infrastructure and resources which will help the social well being of the community.

Maintenance and operation of Claremont Aquatic Centre, Claremont Community Hub and Museum. Maintenance of various sporting facilities, parks and playgrounds. Provision of heritage services.

TRANSPORT

To provide safe, effective and efficient transport and parking services to the community.

Construction and maintenance of roads, footpaths, parking facilities and traffic control. Cleaning of streets and maintenance of street trees and street lighting.

ECONOMIC SERVICES

To help promote the Town of Claremont and it's economic well being.

Building control, area promotion, community events and commercial leasing.

OTHER PROPERTY AND SERVICES

To monitor and control Council's overhead operating accounts.

Engineering technical services, plant operations, asset management and general administration support for councils operations, allocated to other functions.

TOWN OF CLAREMONT
NOTES TO AND FORMING PART OF THE FINANCIAL REPORT
FOR THE YEAR ENDED 30 JUNE 2022

22. FUNCTION AND ACTIVITY (Continued)

(b) Income and expenses

	2022 Actual	2022 Budget	2021 Actual
	\$	\$	\$
Income excluding grants, subsidies and contributions			
Governance	122,854	101,403	19,087
General purpose funding	15,330,403	15,335,403	15,247,699
Law, order, public safety	41,511	74,982	29,311
Health	88,275	80,950	112,518
Community amenities	422,638	454,300	378,208
Recreation and culture	1,544,047	1,380,813	1,450,877
Transport	1,439,341	1,056,250	1,209,865
Economic services	761,346	736,930	485,496
Other property and services	102,281	12,869	32,376
	19,852,696	19,233,900	18,965,437
Grants, subsidies and contributions			
General purpose funding	322,481	154,000	248,103
Law, order, public safety	7,500	0	0
Community amenities	65,092	64,546	0
Recreation and culture	2,250,898	2,394,257	161,312
Transport	500,550	337,668	233,114
Economic services	199,095	109,095	4,546
	3,345,616	3,059,566	647,075
Total Income	23,198,312	22,293,466	19,612,512
Expenses			
Governance	(1,687,602)	(1,502,593)	(1,463,392)
General purpose funding	(365,121)	(379,888)	(388,231)
Law, order, public safety	(744,116)	(818,407)	(533,678)
Health	(480,490)	(481,417)	(449,739)
Education and welfare	(211,638)	(216,737)	(209,948)
Community amenities	(3,338,828)	(3,301,034)	(3,020,747)
Recreation and culture	(5,061,948)	(4,979,447)	(4,624,732)
Transport	(5,519,511)	(5,573,498)	(5,133,005)
Economic services	(1,968,681)	(2,146,108)	(1,620,477)
Other property and services	(128,441)	(55,904)	(191,697)
Total expenses	(19,506,376)	(19,455,033)	(17,635,646)
Net result for the period	3,691,936	2,838,433	1,976,866

**TOWN OF CLAREMONT
NOTES TO AND FORMING PART OF THE FINANCIAL REPORT
FOR THE YEAR ENDED 30 JUNE 2022**

22. FUNCTION AND ACTIVITY (Continued)

	2022 Actual	2022 Budget	2021 Actual
(c) Fees and Charges	\$	\$	\$
Governance	60	300	109
General purpose funding	109,125	105,000	112,056
Law, order, public safety	32,824	26,500	29,151
Health	88,149	80,950	102,927
Community amenities	407,147	427,850	355,171
Recreation and culture	1,320,340	1,157,849	1,332,187
Transport	1,379,632	986,500	922,951
Economic services	715,645	650,619	410,099
Other property and services	4,870		
	4,057,792	3,435,568	3,264,651
(d) Total Assets	2022	2021	
	\$	\$	
Governance	6,720,471	6,763,201	
Law, order, public safety	259,265	85,166	
Health	485,601	472,206	
Education and welfare	8,599,094	15,439,257	
Community amenities	147,034	199,155	
Recreation and culture	68,708,069	33,468,383	
Transport	46,170,411	49,760,354	
Economic services	37,109,168	19,826,077	
Other property and services	231,949	209,364	
Unallocated	21,276,139	22,201,352	
	189,707,201	148,424,515	

TOWN OF CLAREMONT
NOTES TO AND FORMING PART OF THE FINANCIAL REPORT
FOR THE YEAR ENDED 30 JUNE 2022

23. RATING INFORMATION

(a) General Rates

RATE TYPE Rate Description	Basis of valuation	Number of Properties	2021/22 Actual Rateable Value *	2021/22 Actual Rate Revenue	2021/22 Actual Interim Rates	2021/22 Actual Back Rates	2021/22 Actual Total Revenue	2021/22 Budget Interim Rate	2021/22 Budget Back Rate	2021/22 Budget Total Revenue	2020/21 Actual Total Revenue
General Rates	Gross rental valuation	5,483	196,505,467	13,034,207	16,176	0	13,050,383	0	0	13,052,787	12,905,715
Sub-Total		5,483	196,505,467	13,034,207	16,176	0	13,050,383	0	0	13,052,787	12,905,715
Minimum payment											
General Rates	Gross rental valuation	1,493	22,979,668	1,961,802	0	0	1,961,802	0	0	1,963,116	1,971,000
Sub-Total		1,493	22,979,668	1,961,802	0	0	1,961,802	0	0	1,963,116	1,971,000
Total amount raised from general rates											
* Rateable value is based on the value of properties at the time the rate is raised.											
(b) Rates (excluding general rates)											
Specified Area Rates											
BID Program - Promotion of CBD through marketing, advertising, festivals, street activities etc											
Gross rental valuation											
Total amount raised from rates (excluding general rates)											
Total Rates											
15,041,910											

The entire balance of rates revenue has been recognised at a point in time in accordance with AASB 1058 Income for not-for-profit entities.

TOWN OF CLAREMONT
 NOTES TO AND FORMING PART OF THE FINANCIAL REPORT
 FOR THE YEAR ENDED 30 JUNE 2022

23. RATING INFORMATION (Continued)

Specified Area Rate	Purpose of the rate	Area/properties Rate Imposed	2021/22 Actual		2021/22 Budget	
			Rate Applied to Costs	Rate Set Aside to Reserve	Rate Applied to Costs	Rate Set Aside to Reserve
BID Program - Promotion of CBD through marketing, advertising, festivals, street activities etc		Commercial properties within CBD, bounded by Stirling Highway, Stirling Rd, Guguri St and Leura Ave.	\$ 29,725	\$ 0	\$ 30,000	\$ 0
			\$ 29,725	\$ 0	\$ 30,000	\$ 0
			\$ 56,703	\$ 0	\$ 90,000	\$ 0
			\$ 56,703	\$ 0	\$ 90,000	\$ 0

TOWN OF CLAREMONT
NOTES TO AND FORMING PART OF THE FINANCIAL REPORT
FOR THE YEAR ENDED 30 JUNE 2022

23. RATING INFORMATION (Continued)

(e) Interest Charges & Instalments

Instalment Options	Date Due	Instalment Plan Admin Charge	Instalment Plan Interest Rate	Unpaid Rates Interest Rate
		\$	%	%
Option One				
Single full payment	23/08/2021	0	0.0%	7.0%
Option Two				
First instalment	23/08/2021	0	0.0%	7.0%
Second instalment	15/11/2021	17	5.5%	7.0%
Third instalment	7/02/2023	17	5.5%	7.0%
Fourth instalment	2/05/2023	17	5.5%	7.0%
		2022 Actual	2022 Budget	2021 Actual
		\$	\$	\$
Interest on unpaid rates		23,508	40,000	36,830
Interest on instalment plan		124,749	115,000	125,599
Charges on instalment plan		64,493	65,000	65,960
Interest on service charge		3,598	2,500	511
		216,348	222,500	228,900

**TOWN OF CLAREMONT
NOTES TO AND FORMING PART OF THE FINANCIAL REPORT
FOR THE YEAR ENDED 30 JUNE 2022**

24. RATE SETTING STATEMENT INFORMATION

Note	2021/22	2021/22	2021/22	2020/21		
	(30 June 2022 Carried Forward)	Budget (30 June 2022 Carried Forward)	(1 July 2021 Brought Forward)	(30 June 2021 Carried Forward)		
	\$	\$	\$	\$		
(a) Non-cash amounts excluded from operating activities						
The following non-cash revenue or expenditure has been excluded from amounts attributable to operating activities within the Rate Setting Statement in accordance with <i>Financial Management Regulation 32</i> .						
Adjustments to operating activities						
	Less: Profit on asset disposals	10(b)	(66,247)	(52,677)	(43,225)	(43,225)
	Less: Movement in liabilities associated with restricted cash		(6,591)		0	
	Less: Share of net profit of associates and joint ventures accounted for using the equity method		61,696	0	83,459	83,459
	Add: Loss on disposal of assets	10(b)	0	0	37,677	37,677
	Add: Depreciation	10(a)	3,436,940	3,218,603	3,186,599	3,186,599
Non-cash movements in non-current assets and liabilities:						
	Pensioner deferred rates		(7,854)		(37,925)	(37,925)
	Employee benefit provisions		(72,712)		72,894	72,894
	Inventory		0		128,725	128,725
Non-cash amounts excluded from operating activities						
			3,345,232	3,165,926	3,428,204	3,428,204
(b) Surplus/(deficit) after imposition of general rates						
The following current assets and liabilities have been excluded from the net current assets used in the Rate Setting Statement in accordance with <i>Financial Management Regulation 32</i> to agree to the surplus/(deficit) after imposition of general rates.						
Adjustments to net current assets						
	Less: Reserve accounts	26	(13,392,114)	(13,342,646)	(12,680,806)	(12,680,806)
	Add: Current liabilities not expected to be cleared at end of year					
	- Current portion of borrowings	14	2,727,098	2,727,098	465,646	465,646
	- Current portion of lease liabilities	11(b)	57,435	0	4,942	4,942
Total adjustments to net current assets						
			(10,607,580)	(10,615,548)	(12,210,218)	(12,210,218)
Net current assets used in the Rate Setting Statement						
	Total current assets		20,296,241	14,700,652	21,174,207	21,174,207
	Less: Total current liabilities		(7,346,836)	(3,970,645)	(6,102,687)	(6,102,687)
	Less: Total adjustments to net current assets		(10,607,580)	(10,615,548)	(12,210,218)	(12,210,218)
Net current assets used in the Rate Setting Statement						
			2,341,825	114,459	2,861,302	2,861,302

**TOWN OF CLAREMONT
NOTES TO AND FORMING PART OF THE FINANCIAL REPORT
FOR THE YEAR ENDED 30 JUNE 2022**

25. BORROWING AND LEASE LIABILITIES

(a) Borrowings

Purpose	Note	Actual										Budget								
		New Loans		Principal Repayments		Principal at 30 June 2021		New Loans		Principal Repayments		Principal at 30 June 2022		New Loans		Principal Repayments		Principal at 30 June 2022		
		During 2020-21	Principal at 1 July 2020	During 2020-21	During 2020-21	During 2021-22	During 2021-22	During 2021-22	During 2021-22	During 2021-22	During 2021-22	During 2021-22	During 2021-22	During 2021-22	During 2021-22	During 2021-22	During 2021-22	During 2021-22	During 2021-22	During 2021-22
Claremont No.1 - Loan no 4b		\$ 1,440,559	\$ 1,440,559	\$ (1,440,559)	\$ 0	\$ 0	\$ 0	\$ 0	\$ 0	\$ 0	\$ 0	\$ 0	\$ 0	\$ 0	\$ 0	\$ 0	\$ 0	\$ 0	\$ 0	\$ 0
Aquatic Centre Refurbishment - Loan no 1		674,249	(46,903)	627,346	627,346	(49,924)	577,422	627,346	(49,924)	577,422	577,422	(49,924)	577,422	627,346	(49,924)	577,422	627,346	(49,924)	577,422	627,346
Claremont Community Hub - Loan no 3		788,614	(50,998)	737,616	737,616	(53,293)	684,323	737,616	(53,293)	684,323	684,323	(53,293)	684,323	737,616	(53,293)	684,323	737,616	(53,293)	684,323	737,616
Underground Power - Loan no 5		2,700,000	(150,000)	2,550,000	2,550,000	(150,000)	2,400,000	2,550,000	(150,000)	2,400,000	2,400,000	(150,000)	2,400,000	2,550,000	(150,000)	2,400,000	2,550,000	(150,000)	2,400,000	2,550,000
333 Stirling Highway - Loan no 2		4,899,820	(206,746)	4,693,074	4,693,074	(212,429)	4,480,645	4,693,074	(212,429)	4,480,645	4,480,645	(212,429)	4,480,645	4,693,074	(212,429)	4,480,645	4,693,074	(212,429)	4,480,645	4,693,074
Total		10,503,242	0	(1,895,206)	8,608,036	0	8,142,390	8,608,036	(465,646)	8,142,390	8,142,390	(465,646)	8,142,390	8,608,036	(465,646)	8,142,390	8,608,036	(465,646)	8,142,390	8,608,036
Borrowing Interest Repayments																				
Purpose	Note	Function and activity	Loan Number	Institution	Interest Rate	Actual for year ending 30 June 2022	Budget for year ending 30 June 2022	Actual for year ending 30 June 2021	Actual for year ending 30 June 2022	Budget for year ending 30 June 2022	Actual for year ending 30 June 2021	Actual for year ending 30 June 2022	Budget for year ending 30 June 2022							
Claremont No.1		Governance	4b	WATC*	2.40%	(4,671)	0	(39,147)	(4,671)	0	(39,147)	(4,671)	0							
Aquatic Centre Refurbishment		Recreation and Culture	1	WATC*	6.34%	(30,251)	(38,995)	(44,219)	(30,251)	(38,995)	(44,219)	(30,251)	(38,995)							
Claremont Community Hub		Recreation and Culture	3	WATC*	4.45%	(39,095)	(32,238)	(37,217)	(39,095)	(32,238)	(37,217)	(39,095)	(32,238)							
Underground Power		Transport	5	WATC*	2.94%	(123,134)	(73,868)	(86,988)	(123,134)	(73,868)	(86,988)	(123,134)	(73,868)							
333 Stirling Highway		Economic Services	2	WATC*	2.75%	(174,181)	(126,681)	(149,635)	(174,181)	(126,681)	(149,635)	(174,181)	(126,681)							
Total						(371,332)	(271,782)	(357,206)	(371,332)	(271,782)	(357,206)	(371,332)	(271,782)							
Total Interest Repayments	2(b)					(371,332)	(271,782)	(357,206)	(371,332)	(271,782)	(357,206)	(371,332)	(271,782)							

* WA Treasury Corporation

TOWN OF CLAREMONT
NOTES TO AND FORMING PART OF THE FINANCIAL REPORT
FOR THE YEAR ENDED 30 JUNE 2022

25. BORROWING AND LEASE LIABILITIES (Continued)

There were no new borrowings for the 2021/22 financial year.
There were no unspent borrowings for the 2021/22 financial year.

(b) Lease Liabilities

Purpose	Note	Actual				Budget			
		New Leases		Principal at 30 June 2021	Principal at 30 June 2022	New Leases		Principal at 30 June 2021	Principal at 30 June 2022
		During 2020-21	During 2020-21			During 2021-22	During 2021-22		
EL216 - Computer rental		4,968		4,942	0	24,718	0	24,718	0
EL217 - Printer/copiers (old)		24,718	(26)	0	0	47,000	(24,718)	(47,000)	(24,718)
EL227 - Personal computing			(24,718)	0	0	4,500	(24,718)	(4,500)	(24,718)
EL228 - Printer/copiers				0	0	4,500	0	4,500	0
BLD24 - Mt Claremont Depot				0	0	4,692	0	4,692	0
BLD54 - Car Bays				0	0	12,000	0	12,000	0
BLD55 - Museum storage				0	0	22,200	0	22,200	0
PE459 - Coffee Machine				0	0	1,350	0	1,350	0
Total Lease Liabilities	11(b)	29,686	0	4,942	0	116,460	0	(116,460)	0

Purpose	Note	Function and activity	Lease Number	Institution	Interest Rate	Actual for year ending 30 June 2021	Budget for year ending 30 June 2022	Lease Term
EL227 - Personal computing		Governance		Dell	2.71%	0	0	3 years
EL228 - Printer/copiers		Governance		Kyocera	2.05%	0	0	4 years
BLD24 - Mt Claremont Depot		Transport		Western Power Charter Hall	0.43%	0	0	3 years
BLD54 - Car Bays		Transport		Charter Hall	1.69%	0	0	10 years
BLD55 - Museum storage		Recreation and culture		Defreites & Ryan	2.06%	0	0	1 year
PE459 - Coffee Machine		Recreation and culture		Gesha Coffee Co	0.71%	0	0	3 years
Total Interest Repayments	2(b)					0	0	

TOWN OF CLAREMONT
NOTES TO AND FORMING PART OF THE FINANCIAL REPORT
FOR THE YEAR ENDED 30 JUNE 2022

26. RESERVE ACCOUNTS

	2022		2022		2022		2022		2021		2021	
	Actual Opening Balance	Actual Transfer to	Actual Closing Balance	Actual Transfer to	Budget Opening Balance	Budget Transfer to	Budget Closing Balance	Actual Opening Balance	Actual Transfer to	Actual Closing Balance	Actual Transfer to	Actual Closing Balance
Restricted by legislation/agreement												
(a) Pool Upgrade	870,873	83,117	683,990	(270,000)	870,873	85,235	686,108	644,898	335,975	(110,000)	870,873	
(b) Plant replacement	116,770	50,438	167,208	0	116,770	51,626	168,396	200,302	51,468	(135,000)	116,770	
(c) Bore replacement	575,864	22,198	598,062	0	575,864	23,516	599,380	433,108	170,778	(28,022)	575,864	
(d) Public Art	147,286	20,535	167,821	0	147,287	21,204	168,491	148,303	21,483	(22,500)	147,286	
(e) Cash in lieu parking	557,278	1,746	559,024	0	557,278	4,481	561,759	552,034	5,244	0	557,278	
(f) Parking	650,803	552,906	1,203,709	0	650,803	552,674	1,203,477	329,413	321,390	0	650,803	
(g) Building	516,192	51,682	567,874	0	516,192	56,020	572,212	823,561	57,631	(365,000)	516,192	
(h) Future Fund	7,249,894	332,677	7,078,863	(503,708)	7,249,894	301,904	7,048,090	8,049,821	600,073	(1,400,000)	7,249,894	
(i) Claremont Joint Venture	986,753	4,026	990,779	0	986,753	7,939	994,692	977,951	8,802	0	986,753	
(j) Claremont Town Centre	328,407	34,473	272,880	(90,000)	328,407	1,983	240,390	244,319	204,088	(120,000)	328,407	
(k) NEP Developer Contributions	392,093	65,534	457,627	0	392,093	67,705	459,798	389,240	2,853	0	392,093	
(l) Heritage Grant Reserve	88,593	4,115	92,708	0	88,593	594	89,187	73,058	15,535	0	88,593	
(m) Employee entitlement	200,000	351,569	551,569	0	200,000	350,666	550,666	0	200,000	0	200,000	
	12,680,806	1,575,016	13,392,114	(863,708)	12,680,807	1,525,547	13,342,646	12,866,008	1,995,320	(2,180,522)	12,680,806	

All reserves are supported by cash and cash equivalents and financial assets at amortised cost and are restricted within equity as Reserves - cash/financial assets backed.

In accordance with Council resolutions or adopted budget in relation to each reserve account, the purpose for which the reserves are set aside and their anticipated date of use are as follows:

Name of Reserve	Anticipated date of use	Purpose of the reserve
(a) Pool Upgrade	Ongoing	to fund major maintenance of the Claremont Pool.
(b) Plant replacement	Ongoing	to provide for the replacement of major items of heavy plant.
(c) Bore replacement	Ongoing	to be used for the replacement of Park bores.
(d) Public Art	Ongoing	to assist with the programmed purchase and development of Public Art assets throughout the Town.
(e) Cash in lieu parking	Ongoing	to provide for the purchase of land for car parking in accordance with Clause 33(2).
(f) Parking	Ongoing	to provide for the purchase, upgrade or renewal of parking infrastructure.
(g) Building	Ongoing	to provide for building renewal in accordance with Council's Asset Management Plans.
(h) Future Fund	Ongoing	to receive proceeds of Lakeway Subdivision sales and to provide for the future planning and undertaking of capital and infrastructure works in the Town.
(i) Claremont Joint Venture	Ongoing	to provide for traffic modifications/road works within the Town Centre zone and the surrounding roads.
(j) Claremont Town Centre	Ongoing	to fund promotion and publicity of Claremont CBD.
(k) NEP Developer Contributions	Ongoing	to accumulate funds to cover the Town's Contribution to NEP Development arising from ownership of Lot 11578 Claremont Crescent.
(l) Heritage Grant Reserve	Ongoing	to assist with funding of the Town's Heritage Grant Maintenance Program.
(m) Employee entitlement	Ongoing	to fund annual and long service leave requirements.



Auditor General

INDEPENDENT AUDITOR'S REPORT 2022 Town of Claremont

To the Councillors of the Town of Claremont

Opinion

I have audited the financial report of the Town of Claremont (Town) which comprises:

- the Statement of Financial Position at 30 June 2022, the Statement of Comprehensive Income by Nature or Type, Statement of Changes in Equity, Statement of Cash Flows and Rate Setting Statement for the year then ended
- Notes comprising a summary of significant accounting policies and other explanatory information.

In my opinion, the financial report is:

- based on proper accounts and records
- presents fairly, in all material respects, the results of the operations of the Town for the year ended 30 June 2022 and its financial position at the end of that period
- in accordance with the *Local Government Act 1995* (the Act) and, to the extent that they are not inconsistent with the Act, Australian Accounting Standards.

Basis for opinion

I conducted my audit in accordance with Australian Auditing Standards. My responsibilities under those standards are further described in the Auditor's responsibilities for the audit of the financial report section below.

I believe that the audit evidence I have obtained is sufficient and appropriate to provide a basis for my opinion.

Other information

The Chief Executive Officer (CEO) is responsible for the preparation and the Council for overseeing the other information. The other information is the information in the entity's annual report for the year ended 30 June 2022, but not the financial report and my auditor's report.

My opinion on the financial report does not cover the other information and, accordingly, I do not express any form of assurance conclusion thereon.

In connection with my audit of the financial report, my responsibility is to read the other information and, in doing so, consider whether the other information is materially inconsistent with the financial report or my knowledge obtained in the audit or otherwise appears to be materially misstated.

If, based on the work I have performed, I conclude that there is a material misstatement of this other information, I am required to report that fact. I did not receive the other information prior to

the date of this auditor's report. When I do receive it, I will read it and if I conclude that there is a material misstatement in this information, I am required to communicate the matter to the CEO and Council and request them to correct the misstated information. If the misstated information is not corrected, I may need to retract this auditor's report and re-issue an amended report.

Responsibilities of the Chief Executive Officer and Council for the financial report

The Chief Executive Officer of the Town is responsible for:

- preparation and fair presentation of the financial report in accordance with the requirements of the Act, the Regulations and Australian Accounting Standards
- managing internal control as required by the CEO to ensure the financial report is free from material misstatement, whether due to fraud or error.

In preparing the financial report, the CEO is responsible for:

- assessing the Town's ability to continue as a going concern
- disclosing, as applicable, matters related to going concern
- using the going concern basis of accounting unless the State Government has made decisions affecting the continued existence of the Town.

The Council is responsible for overseeing the Town's financial reporting process.

Auditor's responsibilities for the audit of the financial report

As required by the *Auditor General Act 2006*, my responsibility is to express an opinion on the financial report. The objectives of my audit are to obtain reasonable assurance about whether the financial report as a whole is free from material misstatement, whether due to fraud or error, and to issue an auditor's report that includes my opinion. Reasonable assurance is a high level of assurance but is not a guarantee that an audit conducted in accordance with Australian Auditing Standards will always detect a material misstatement when it exists.

Misstatements can arise from fraud or error and are considered material if, individually or in the aggregate, they could reasonably be expected to influence the economic decisions of users taken on the basis of the financial report. The risk of not detecting a material misstatement resulting from fraud is higher than for one resulting from error, as fraud may involve collusion, forgery, intentional omissions, misrepresentations or the override of internal control.

A further description of my responsibilities for the audit of the financial report is located on the Auditing and Assurance Standards Board website. This description forms part of my auditor's report and can be found at https://www.auasb.gov.au/auditors_responsibilities/ar4.pdf.

My independence and quality control relating to the report on the financial report

I have complied with the independence requirements of the *Auditor General Act 2006* and the relevant ethical requirements relating to assurance engagements. In accordance with ASQC 1 *Quality Control for Firms that Perform Audits and Reviews of Financial Reports and Other Financial Information, and Other Assurance Engagements*, the Office of the Auditor General maintains a comprehensive system of quality control including documented policies and procedures regarding compliance with ethical requirements, professional standards and applicable legal and regulatory requirements.

Matters relating to the electronic publication of the audited financial report

This auditor's report relates to the financial report of the Town of Claremont for the year ended 30 June 2022 included in the annual report on the Town's website. The Town's management is responsible for the integrity of the Town's website. This audit does not provide assurance on the integrity of the Town's website. The auditor's report refers only to the financial report. It does not provide an opinion on any other information which may have been hyperlinked to/from the annual report. If users of the financial report are concerned with the inherent risks arising from publication on a website, they are advised to contact the Town to confirm the information contained in the website version.

Grant Robinson
Assistant Auditor General Financial Audit
Delegate of the Auditor General for Western Australia
Perth, Western Australia
10 March 2023

COMMUNITY VISION

The Town is a progressive, respectful, sustainable local government supporting a connected, flourishing community. We exist to deliver quality services for Claremont today and to build the foundation for the future.

Principal place of business:

308 Stirling Highway,
Claremont, WA, 6010

